



អង្គការមីន
C.M.A.A

CAMBODIA MINE/ERW VICTIM INFORMATION SYSTEM

**MONTHLY REPORT
ON
EXPLOSIVE ORDNANCE ACCIDENTS
FOR JANUARY 2025**

Background

The Cambodia Mine/ERW Victim Information System (CMVIS) was established in 1994 by the Cambodian Red Cross with technical and financial support from Handicap International Belgium and UNICEF to provide systematic collection, analysis, interpretation, and dissemination of information about civilian and military casualties of landmines, unexploded ordnance, and other explosive remnants of war in Cambodia.

By the end of 2009, CMVIS had been completely transferred from the Cambodian Red Cross to the Cambodian Mine Action and Victim Assistance Authority for full management responsibility.

Explosive Ordnance (EO) Accident and Casualty Information

1- Total Casualties reported from January 1979 to January 2025

From January 1979 to January 2025, a total of **65092 EO casualties** were recorded by CMVIS officials. All of the 65092 EO casualties:

- 51210 (79%) were mine casualties, and 13882 (21%) were ERW casualties.
- 19837 (30%) people were killed, 36158 (56%) people were injured, and 9097 (14%) people were amputated.
- 52710 (81%) casualties were men, 6123 (9%) casualties were boys (age<18), 4798 (8%) casualties were women, 1398 (2%) casualties were girls (age<18), and 63 (0%) casualties were unknowns.

2- Accident Summary for January 2025

In January 2025, 5 EO accidents occurred in Otdar Meanchey, Battambang, Kratie, and Pursat provinces, an increase of 400% compared with the 1 accident reported in January 2024.

Information about the EO accident in January 2025

- o 1 mine accident happened in the area under demining.
- o 1 mine accident happened in cropland.
- o 1 mine accident happened on land without specific human use.
- o 1 ERW accident happened on the riverbank.
- o 1 ERW accident happened in the village.

3- Casualty Summary for January 2025

In January 2025, there were **6 EO casualties**. The figure is an increase of 100% from the 3 casualties reported in January 2024. Of the 6 EO casualties:

- 4 people were mine casualties, and 2 people were ERW casualties.
- 5 casualties were men, and 1 casualty was a woman.
- 3 people were killed, 2 people were injured, and 1 person was amputated.
- The activities during the accident were as follows: Demining, which accounted for 2 casualties, Collecting food, which accounted for 1 casualty, By-stander, which accounted for 1 casualty and Handling ERW, which accounted for 1 casualty, and Making fire, which accounted for 1 casualty.

4- Impact of accident area for the period of January 2024 to January 2025 (55 casualties)

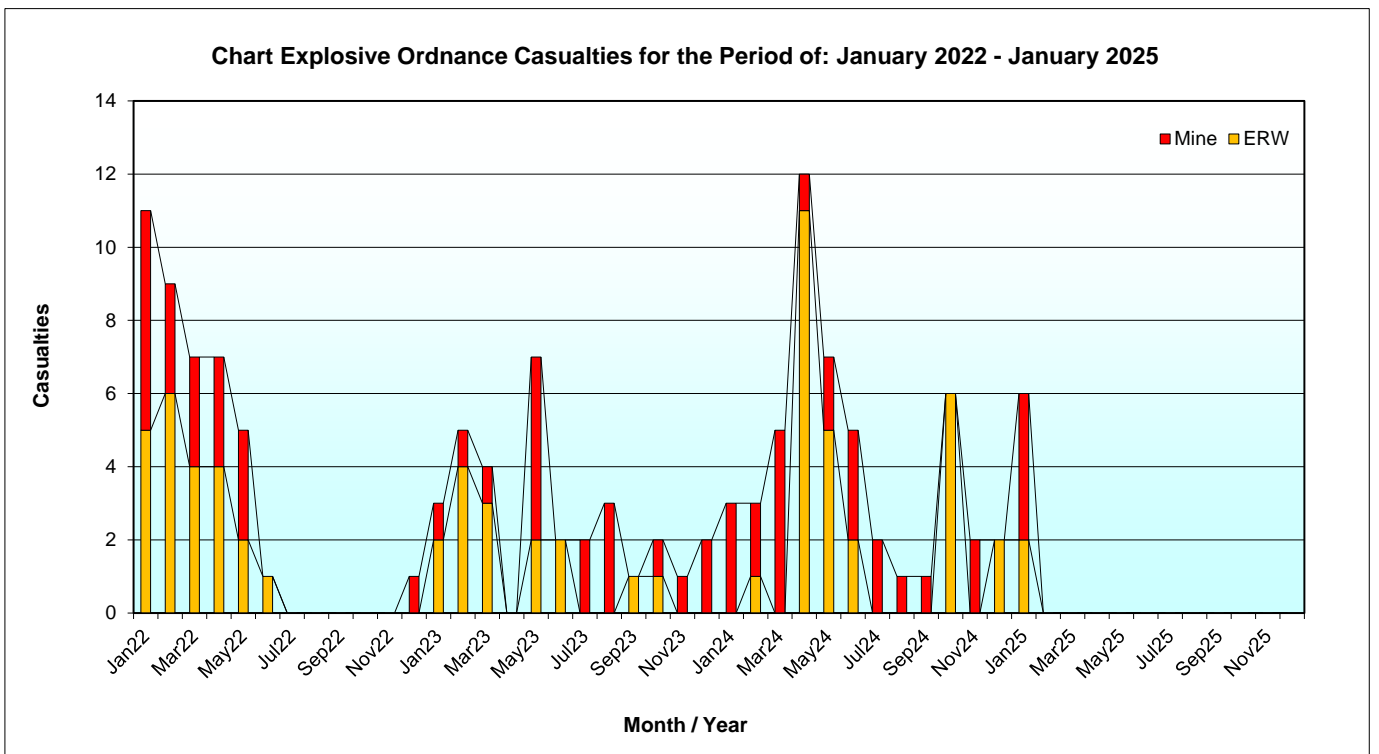
- 05 most affected provinces represent **58%** of total casualties.
- 10 of the districts most affected represent **73%** of total casualties.
- 10 more affected communes represent **64%** of total casualties.

For detailed information, please see on page 6.

Report Explosive Ordnance Casualties for the Period of: January 2022 - January 2025

Year	Casualties by Month												Total
	Jan	Feb	Mar	April	May	Jun	July	Aug	Sept	Oct	Nov	Dec	
2022	11	9	7	7	5	1	0	0	0	0	0	1	41
<i>Running Total 2022</i>	11	20	27	34	39	40	40	40	40	40	40	41	
2023	3	5	4	0	7	2	2	3	1	2	1	2	32
<i>Running Total 2023</i>	3	8	12	12	19	21	23	26	27	29	30	32	
% change 2022 to 2023	-73	-60	-56	-65	-51	-48	-43	-35	-33	-28	-25	-22	
2024	3	3	5	12	7	5	2	1	1	6	2	2	49
monthly change +/- from 2023	0	-2	1	12	0	3	0	-2	0	4	1	0	
monthly change % from 2023	0	-40	25	100	0	150	0	-67	0	200	100	0	
<i>Running Total 2024</i>	3	6	11	23	30	35	37	38	39	45	47	49	
% change 2023 to 2024	0	-25	-8	92	58	67	61	46	44	55	57	53	
2025	6												6
monthly change +/- from 2024	3												
monthly change % from 2024	100												
<i>Running Total 2025</i>	6												
% change 2024 to 2025	100												

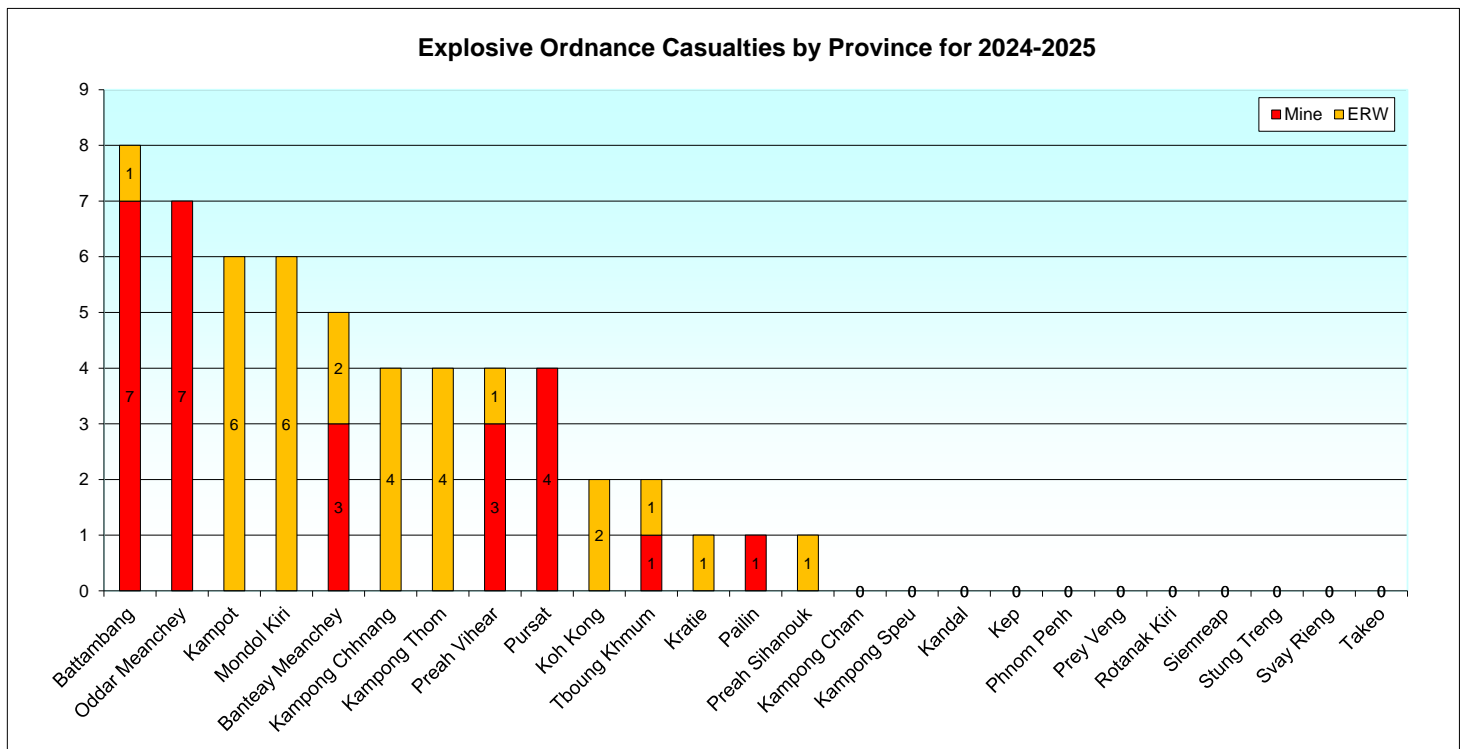
Note: Casualty figures for prior months are continually updated and verified as a part of the on-going data collection process.



Monthly Explosive Ordnance Accident Casualties: Jan 2024 - Jan 2025

Provinces ranked by Total Explosive Ordnance Casualties for 2024 - 2025

Province	Jan-24	Feb-24	Mar-24	Apr-24	May-24	Jun-24	Jul-24	Aug-24	Sep-24	Oct-24	Nov-24	Dec-24	Total 2024		Jan-25	Feb-25	Mar-25	Apr-25	May-25	Jun-25	Jul-25	Aug-25	Sep-25	Oct-25	Nov-25	Dec-25	Total 2025	Total 2024-2025	Cum. Total	% of Total	Cum. %
	No.	No.	No.	No.	No.	No.	No.	No.	No.	No.	No.	No.	No.	No.	No.	No.	No.	No.	No.	No.	No.	No.	No.	No.	No.	No.	No.				
Battambang	0	1	2	0	0	0	0	1	0	0	1	0	5	3	0	0	0	0	0	0	0	0	0	0	0	0	3	8	8	14.5	15
Oddar Meanchey	0	0	3	1	0	0	0	0	0	0	1	0	5	2	0	0	0	0	0	0	0	0	0	0	0	0	2	7	15	12.7	27
Kampot	0	0	0	0	0	0	0	0	0	6	0	0	6	0	0	0	0	0	0	0	0	0	0	0	0	0	0	6	21	10.9	38
Mondul Kiri	0	0	0	6	0	0	0	0	0	0	0	0	6	0	0	0	0	0	0	0	0	0	0	0	0	0	0	6	27	10.9	49
Banteay Meanchey	0	2	0	0	1	1	0	0	1	0	0	0	5	0	0	0	0	0	0	0	0	0	0	0	0	0	0	5	32	9.1	58
Pursat	3	0	0	0	0	1	0	0	0	0	0	0	4	0	0	0	0	0	0	0	0	0	0	0	0	0	0	4	36	7.3	65
Kampong Thom	0	0	0	4	0	0	0	0	0	0	0	0	4	0	0	0	0	0	0	0	0	0	0	0	0	0	0	4	40	7.3	73
Preah Vihear	0	0	0	0	2	2	0	0	0	0	0	0	4	0	0	0	0	0	0	0	0	0	0	0	0	0	0	4	44	7.3	80
Kampong Chhnang	0	0	0	0	4	0	0	0	0	0	0	0	4	0	0	0	0	0	0	0	0	0	0	0	0	0	0	4	48	7.3	87
Koh Kong	0	0	0	0	0	0	0	0	0	0	0	2	2	0	0	0	0	0	0	0	0	0	0	0	0	0	0	2	50	3.6	91
Tboung Khmum	0	0	0	0	0	1	1	0	0	0	0	0	2	0	0	0	0	0	0	0	0	0	0	0	0	0	0	2	52	3.6	95
Pailin	0	0	0	0	0	0	1	0	0	0	0	0	1	0	0	0	0	0	0	0	0	0	0	0	0	0	0	1	53	1.8	96
Kratie	0	0	0	0	0	0	0	0	0	0	0	0	0	1	0	0	0	0	0	0	0	0	0	0	0	0	1	1	54	1.8	98
Preah Sihanouk	0	0	0	1	0	0	0	0	0	0	0	0	1	0	0	0	0	0	0	0	0	0	0	0	0	0	0	1	55	1.8	100
Kampong Speu	0	0	0	0	0	0	0	0	0	0	0	0	0	0	0	0	0	0	0	0	0	0	0	0	0	0	0	0	55	0	100
Kandal	0	0	0	0	0	0	0	0	0	0	0	0	0	0	0	0	0	0	0	0	0	0	0	0	0	0	0	0	55	0	100
Kampong Cham	0	0	0	0	0	0	0	0	0	0	0	0	0	0	0	0	0	0	0	0	0	0	0	0	0	0	0	0	55	0	100
Prey Veng	0	0	0	0	0	0	0	0	0	0	0	0	0	0	0	0	0	0	0	0	0	0	0	0	0	0	0	0	55	0	100
Rotanak Kiri	0	0	0	0	0	0	0	0	0	0	0	0	0	0	0	0	0	0	0	0	0	0	0	0	0	0	0	0	55	0	100
Siemreap	0	0	0	0	0	0	0	0	0	0	0	0	0	0	0	0	0	0	0	0	0	0	0	0	0	0	0	0	55	0	100
Stung Treng	0	0	0	0	0	0	0	0	0	0	0	0	0	0	0	0	0	0	0	0	0	0	0	0	0	0	0	0	55	0	100
Svay Rieng	0	0	0	0	0	0	0	0	0	0	0	0	0	0	0	0	0	0	0	0	0	0	0	0	0	0	0	0	55	0	100
Takeo	0	0	0	0	0	0	0	0	0	0	0	0	0	0	0	0	0	0	0	0	0	0	0	0	0	0	0	0	55	0	100
Kep	0	0	0	0	0	0	0	0	0	0	0	0	0	0	0	0	0	0	0	0	0	0	0	0	0	0	0	0	55	0	100
Phnom Penh	0	0	0	0	0	0	0	0	0	0	0	0	0	0	0	0	0	0	0	0	0	0	0	0	0	0	0	0	55	0	100
TOTAL	3	3	5	12	7	5	2	1	1	6	2	2	49	6	0	0	0	0	0	0	0	0	0	0	0	0	6	55			



5 Most Affected Provinces for Explosive Ordnance Casualties
Ranked by Total Casualties

Jan 2024 - Jan 2025

Rank	Province	Mine Casualties	ERW Casualties	Total Casualties	Cumulative Total
1	Battambang	7	1	8	8
2	Oddar Meanchey	7	0	7	15
3	Kampot	0	6	6	21
4	Mondol Kiri	0	6	6	27
5	Banteay Meanchey	3	2	5	32

10 Most Affected Districts for Explosive Ordnance Casualties
Ranked by Total Casualties

Jan 2024 - Jan 2025

Rank	District	Province	Mine Casualties	ERW Casualties	Total Casualties	Cumulative Total
1	Banteay Meas	Kampot	0	6	6	6
2	Saen Monourom	Mondol Kiri	0	6	6	12
3	Veal Veang	Pursat	4	0	4	16
4	Choam Khsant	Preah Vihear	3	1	4	20
5	Baribour	Kampong Chhnang	0	4	4	24
6	Stoung	Kampong Thom	0	4	4	28
7	Rotanak Mondol	Battambang	2	1	3	31
8	Trapeang Prasat	Oddar Meanchey	3	0	3	34
9	Samlout	Battambang	3	0	3	37
10	Anlong Veang	Oddar Meanchey	3	0	3	40

10 Most Affected Communes for Explosive Ordnance Casualties
Ranked by Total Casualties

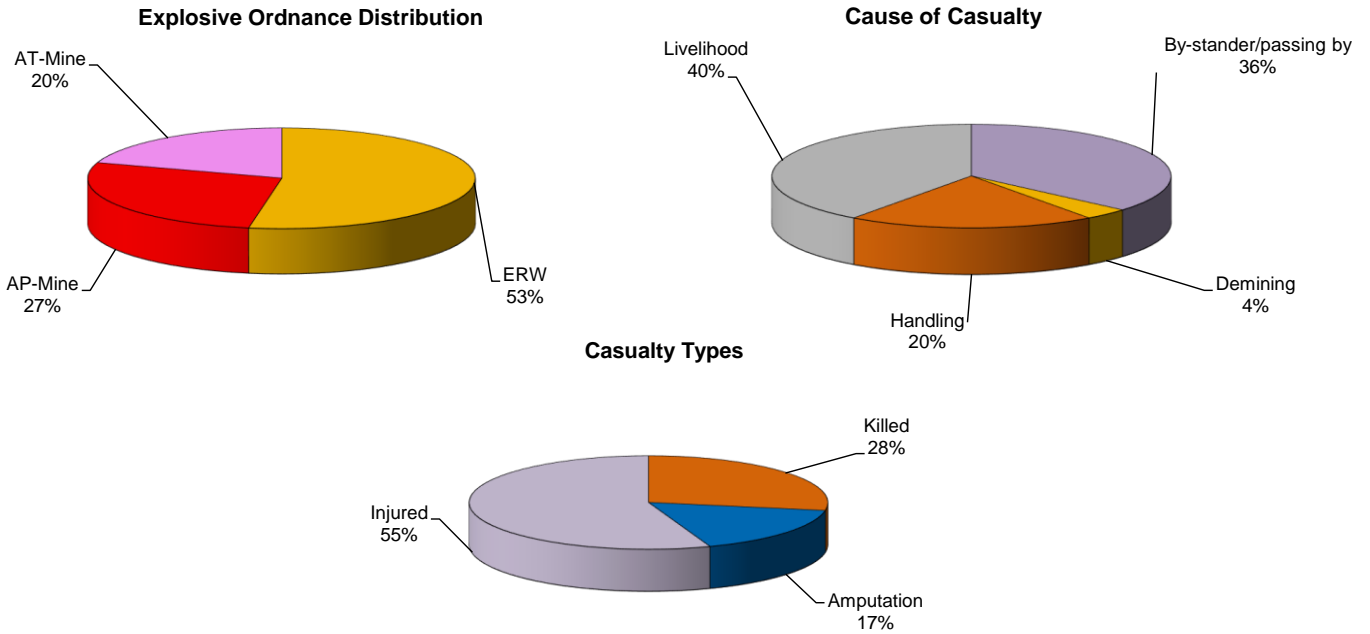
Jan 2024 - Jan 2025

Rank	Commune	District	Province	Mine Casualties	ERW Casualties	Total Casualties	Cum. Total
1	Romonea	Saen Monourom	Mondol Kiri	0	6	6	6
2	Tuk Meas Khang Lech	Banteay Meas	Kampot	0	6	6	12
3	Chhnok Tru	Baribour	Kampong Chhnang	0	4	4	16
4	Rung Roeang	Stoung	Kampong Thom	0	4	4	20
5	Thma Da	Veal Veang	Pursat	4	0	4	24
6	Trapeang Prei	Anlong Veang	Oddar Meanchey	3	0	3	27
7	Ou Bei Choan	Ou Chrov	Banteay Meanchey	2	0	2	29
8	Phlov Meas	Rotanak Mondol	Battambang	1	1	2	31
9	Ta Taok	Samlout	Battambang	2	0	2	33
10	Ta Sda	Sampov Lun	Battambang	2	0	2	35

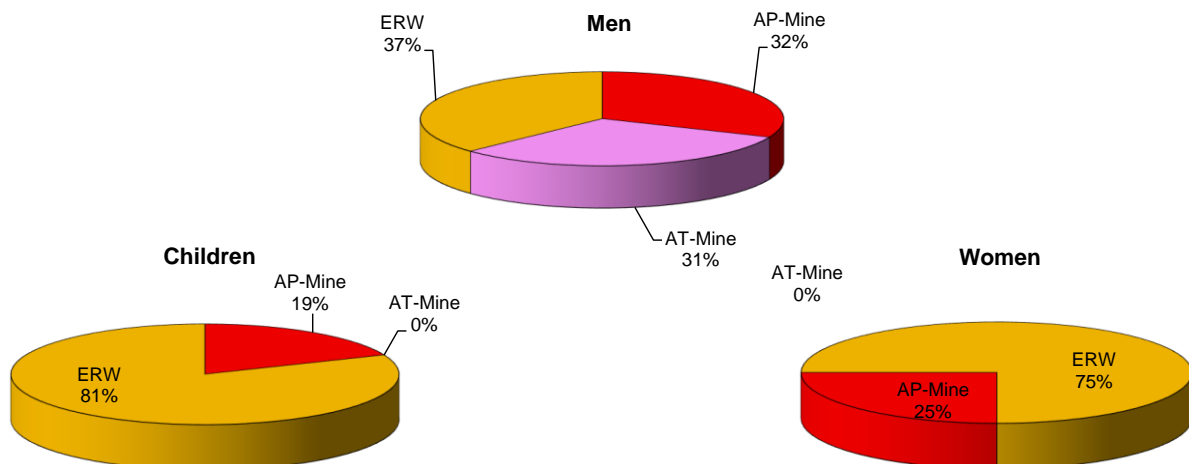
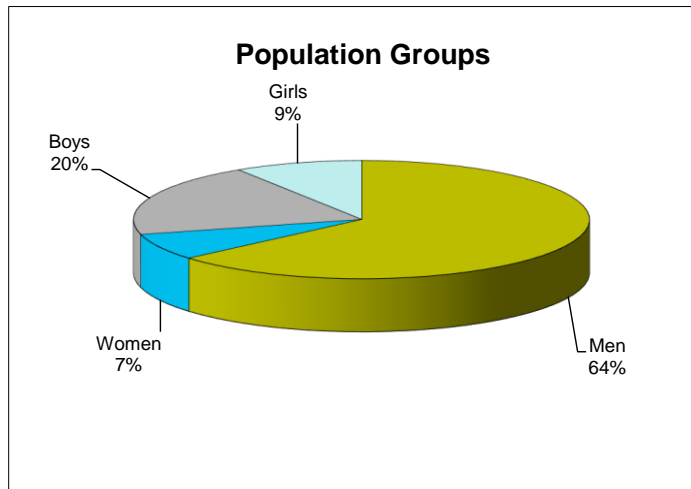
OVERVIEW OF EXPLOSIVE ORDNANCE ACCIDENTS

Jan 2024 - Jan 2025

Total Number of Casualties during Reporting Period: 55



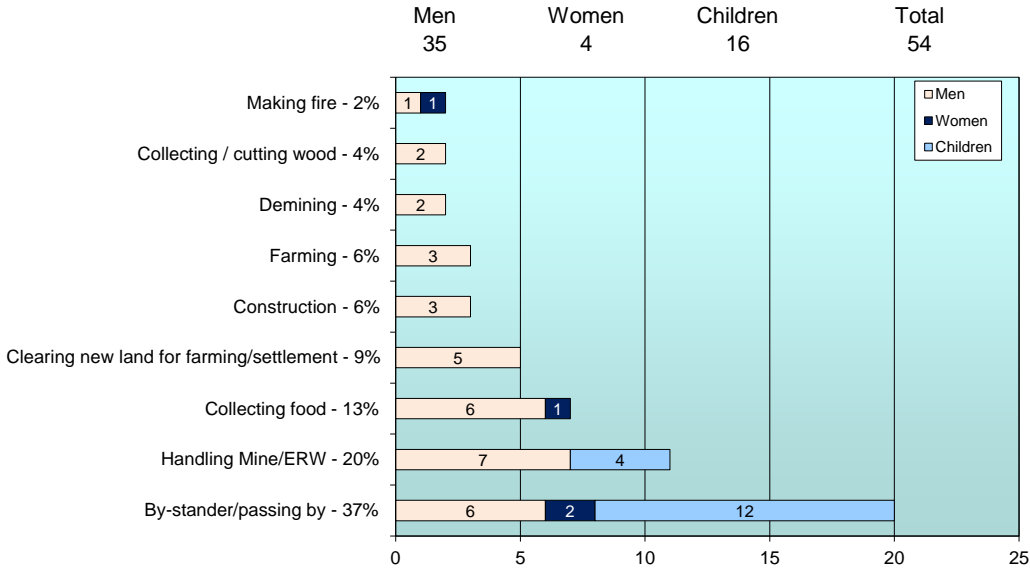
EXPLOSIVE ORDNANCE ACCIDENT OVERVIEW



Jan2024 - Jan2025

Number of accidents during Reporting Period: 55

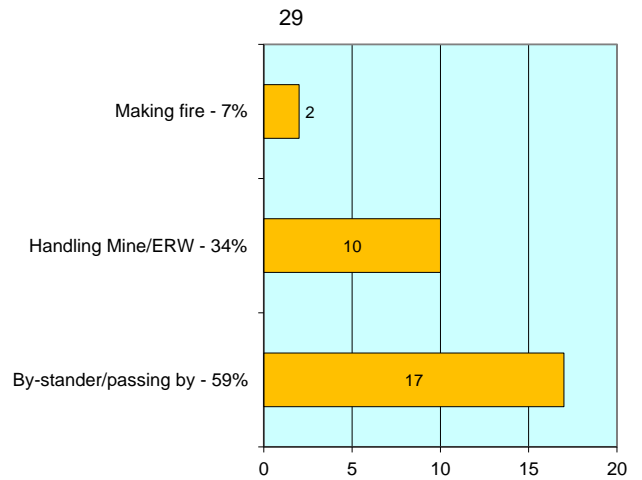
Cause of Accident by Total Population Group



Activities - Mines

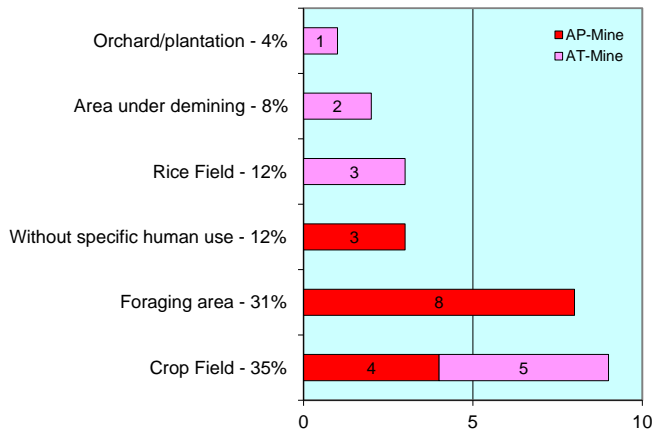


Activities - ERW



Explosive Ordnance Accidents by Terrain Type

Terrain - Mines



Terrain - ERW

