



អង្គការមីន

C.M.A.A

CAMBODIA MINE/ERW VICTIM INFORMATION SYSTEM

**MONTHLY REPORT
ON
EXPLOSIVE ORDNANCE ACCIDENTS
FOR FEBRUARY 2024**

Background

The Cambodia Mine/ERW Victim Information System (CMVIS) was established in 1994 by the Cambodian Red Cross with technical and financial support by Handicap International Belgium and UNICEF to provide systematic collection, analysis, interpretation, and dissemination of information about civilian and military casualties of landmines, unexploded ordnance, and other explosive remnants of war in Cambodia.

By the end of 2009, CMVIS was completely handed over from the Cambodian Red Cross to the Cambodian Mine Action and Victim Assistance Authority for full management responsibility.

Explosive Ordnance (EO) Accident and Casualty Information

1- Total Casualties reported from January 1979 to February 2024

For the period of January 1979 to February 2024, a total of **65043 EO casualties** were recorded by CMVIS officials. All of the 65043 EO casualties:

- 51189 (79%) were mine casualties, and 13854 (21%) were ERW casualties.
- 19822 (30%) people were killed, 36130 (56%) people were injured, and 9091 (14%) people were amputated.
- 52681 (81%) casualties were men, 6112 (9%) casualties were boys (age<18), 4794 (8%) casualties were women, 1393 (2%) casualties were girls (age<18), and 63 (0%) casualties were unknowns.

2- Accident Summary from January to February 2024

From January to February 2024, 4 EO accidents were provisionally recorded. This figure is a decrease of 56%, with 9 EO accidents reported in the same period of 2023. Of the 4 EO accidents, 3 were mine accidents, and 1 was an ERW accident.

3- Casualty Summary for January to February 2024

From January to February 2024, 6 EO casualties were provisionally recorded. This figure represents a decrease of 25% compared with the 8 EO casualties reported in the same period of 2023.

All of the 6 EO casualties:

- 5 people were mine casualties, and 1 person was an ERW casualty.
- 3 people were injured, and 3 people were amputated.
- 6 casualties were men.

4- Accident Summary for February 2024

In February 2024, there were 3 EO accidents that occurred in Banteay Meanchey, and Battambang provinces. The figure for February 2024 is the same as the accidents reported in February 2023.

Information about the EO accident for February 2024

- o The accidents caused by 2 mines happened in the foraging area.
- o The accident caused by an ERW happened in a village.

5- Casualty Summary for February 2024

In February 2024, there were **3 EO casualties**. This figure is a decrease 40% compared with 5 EO casualties reported in February 2023.

Of the 3 EO casualties:

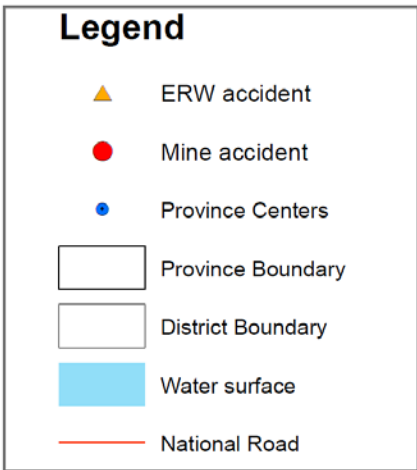
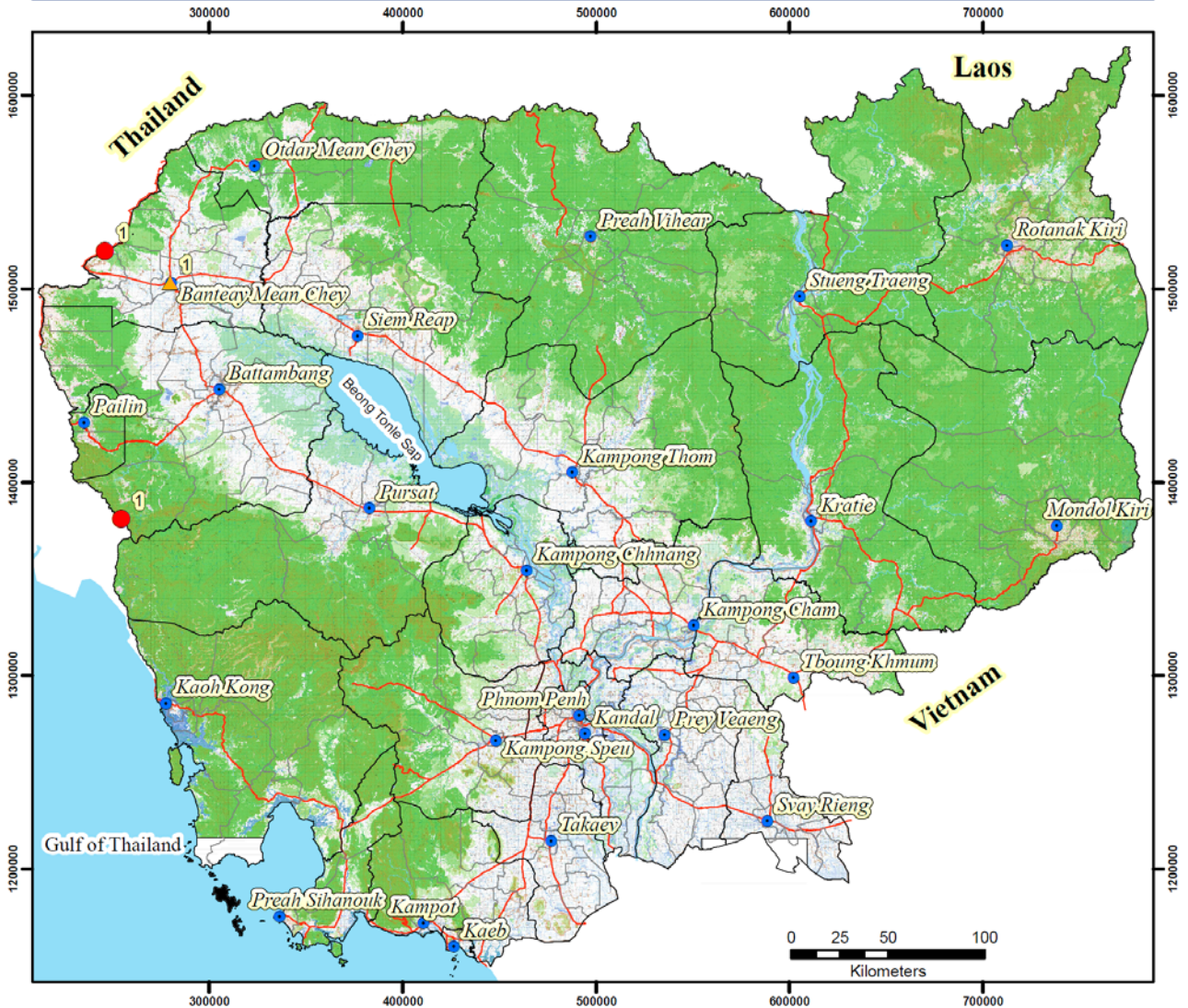
- 2 people were mine casualties, and 1 person was an ERW casualty.
- 1 person was injured, and 2 people were amputated.
- 3 casualties were men.
- The activity at the time of the accident was as follows: collecting food, which accounted for 2 casualties, and making fire, which accounted for 1 casualty.

6- Impact of accident area for the period of January 2023 to February 2024 (38 casualties)

- 05 most affected provinces represent **71%** of total casualties.
- 10 most affected districts represent **73%** of total casualties.
- 10 most affected communes represent **57%** of total casualties.

For detailed information, please see on page 6.

**Explosive Ordnance Accident location in February 2024
Accident: 3 case, Casualty: 3 people**



Produced by CMVIS, Mar 2024

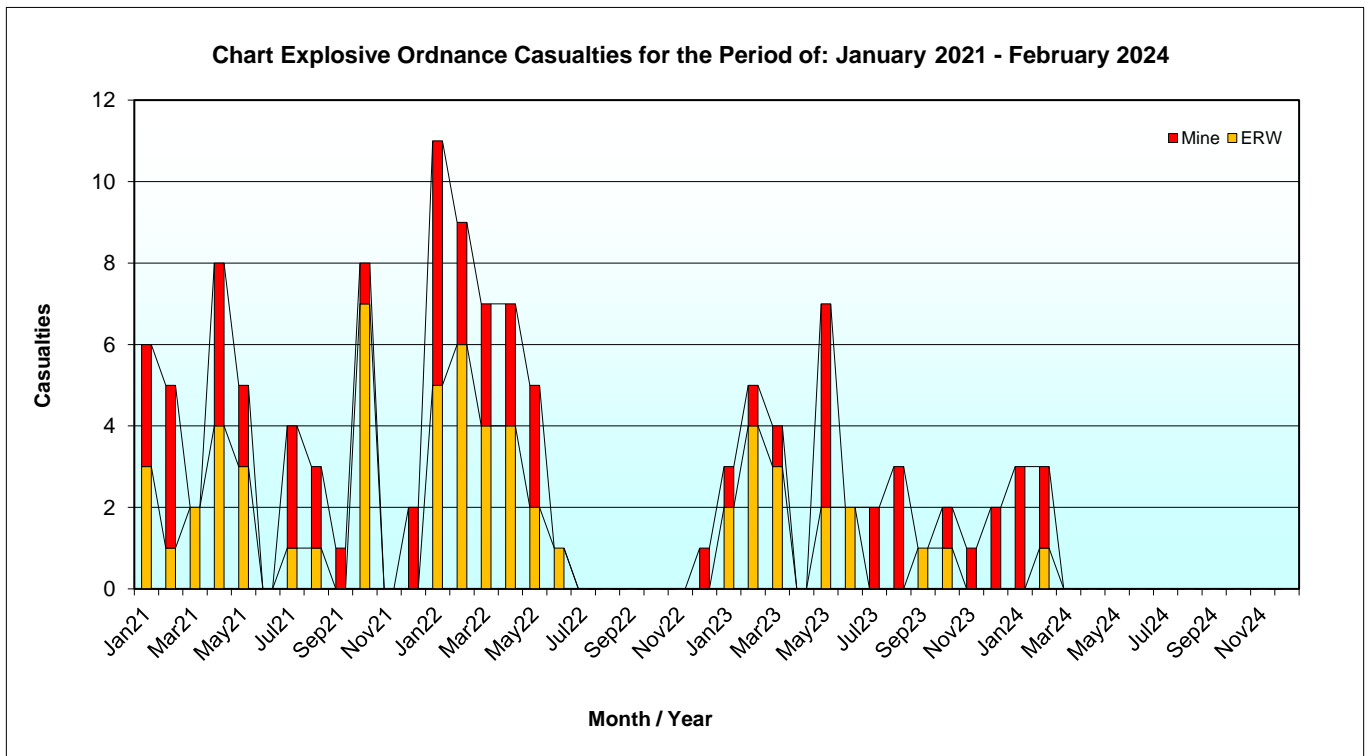
Further analysis and detailed EO casualty/accident information are available on request, including the production of risk maps and the provision of village-level data. For customized reports more suited to your organization’s needs, contact the CMVIS office: ketva@cmaa.gov.kh

Casualty Trend

Report Explosive Ordnance Casualties for the Period of: January 2021 - February 2024

Year	Casualties by Month												Total
	Jan	Feb	Mar	April	May	Jun	July	Aug	Sept	Oct	Nov	Dec	
2021	6	5	2	8	5	0	4	3	1	8	0	2	44
<i>Running Total 2021</i>	6	11	13	21	26	26	30	33	34	42	42	44	
2022	11	9	7	7	5	1	0	0	0	0	0	1	41
<i>Running Total 2022</i>	11	20	27	34	39	40	40	40	40	40	40	41	
% change 2021 to 2022	83	82	108	62	50	54	33	21	18	-5	-5	-7	
2023	3	5	4	0	7	2	2	3	1	2	1	2	32
monthly change +/- from 2022	-8	-4	-3	-7	2	1	2	3	1	2	1	1	
monthly change % from 2022	-73	-44	-43	-100	40	100	100	100	100	100	100	100	
<i>Running Total 2023</i>	3	8	12	12	19	21	23	26	27	29	30	32	
% change 2022 to 2023	-73	-60	-56	-65	-51	-48	-43	-35	-33	-28	-25	-22	
2024	3	3											6
monthly change +/- from 2023	0	-2											
monthly change % from 2023	0	-40											
<i>Running Total 2024</i>	3	6											
% change 2023 to 2024	0	-25											

Note: Casualty figures for prior months are continually updated and verified as a part of the on-going data collection process.

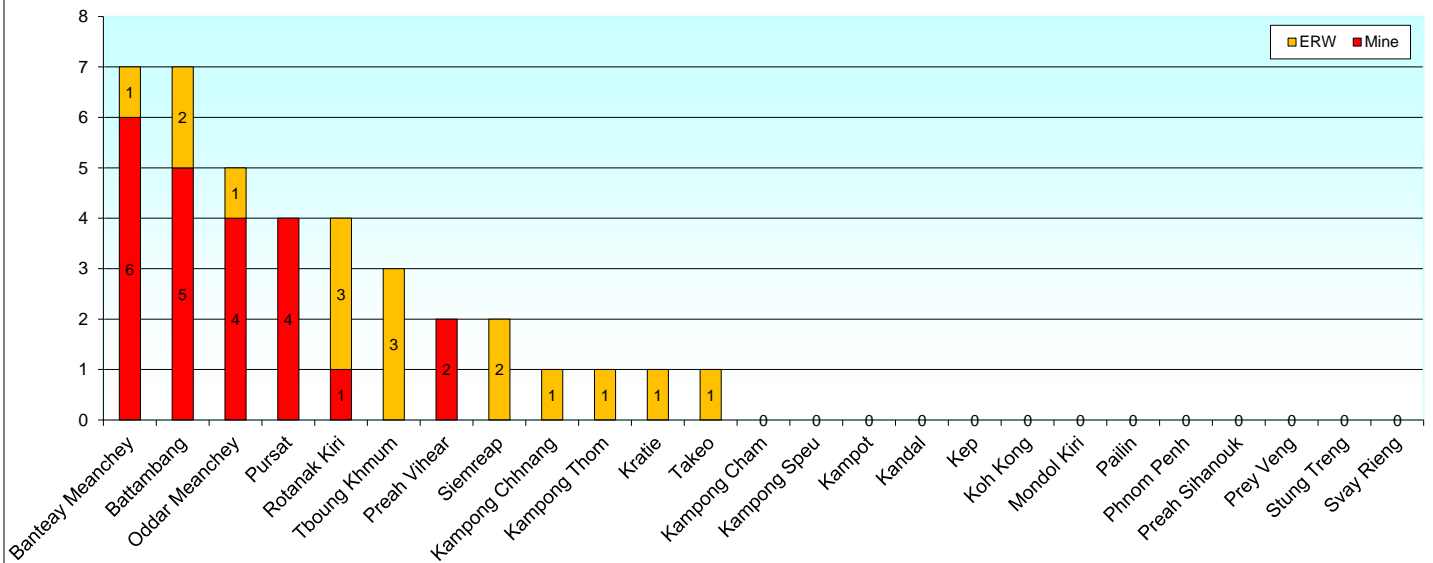


Monthly Explosive Ordnance Accident Casualties: Jan2023 - Feb2024

Provinces ranked by Total Explosive Ordnance Casualties for 2023 - 2024

Province	Jan-23	Feb-23	Mar-23	Apr-23	May-23	Jun-23	Jul-23	Aug-23	Sep-23	Oct-23	Nov-23	Dec-23	Total 2023	Jan-24	Feb-24	Mar-24	Apr-24	May-24	Jun-24	Jul-24	Aug-24	Sep-24	Oct-24	Nov-24	Dec-24	Total 2024	Total 2023-2024	Cum. Total	% of Total	Cum. %
	No.	No.	No.	No.	No.	No.	No.	No.	No.	No.	No.	No.	No.	No.	No.	No.	No.	No.	No.	No.	No.	No.	No.	No.	No.					
Battambang	0	0	0	0	2	0	0	1	1	0	0	2	6	0	1	0	0	0	0	0	0	0	0	0	0	1	7	7	18.4	18
Banteay Meanchey	0	0	0	0	3	0	1	0	0	1	0	0	5	0	2	0	0	0	0	0	0	0	0	0	0	2	7	14	18.4	37
Oddar Meanchey	0	1	1	0	1	0	0	1	0	0	1	0	5	0	0	0	0	0	0	0	0	0	0	0	0	0	5	19	13.2	50
Rotanak Kiri	0	3	0	0	0	0	0	1	0	0	0	0	4	0	0	0	0	0	0	0	0	0	0	0	0	0	4	23	10.5	61
Pursat	0	1	0	0	0	0	0	0	0	0	0	0	1	3	0	0	0	0	0	0	0	0	0	0	0	3	4	27	10.5	71
Tboung Khmum	0	0	0	0	0	2	0	0	0	1	0	0	3	0	0	0	0	0	0	0	0	0	0	0	0	0	3	30	7.9	79
Siemreap	0	0	2	0	0	0	0	0	0	0	0	0	2	0	0	0	0	0	0	0	0	0	0	0	0	0	2	32	5.3	84
Preah Vihear	1	0	0	0	0	0	1	0	0	0	0	0	2	0	0	0	0	0	0	0	0	0	0	0	0	0	2	34	5.3	89
Kratie	0	0	1	0	0	0	0	0	0	0	0	0	1	0	0	0	0	0	0	0	0	0	0	0	0	0	1	35	2.6	92
Kampong Chhnang	0	0	0	0	1	0	0	0	0	0	0	0	1	0	0	0	0	0	0	0	0	0	0	0	0	0	1	36	2.6	95
Takeo	1	0	0	0	0	0	0	0	0	0	0	0	1	0	0	0	0	0	0	0	0	0	0	0	0	0	1	37	2.6	97
Kampong Thom	1	0	0	0	0	0	0	0	0	0	0	0	1	0	0	0	0	0	0	0	0	0	0	0	0	0	1	38	2.6	100
Kampong Speu	0	0	0	0	0	0	0	0	0	0	0	0	0	0	0	0	0	0	0	0	0	0	0	0	0	0	0	38	0	100
Kampot	0	0	0	0	0	0	0	0	0	0	0	0	0	0	0	0	0	0	0	0	0	0	0	0	0	0	0	38	0	100
Kampong Cham	0	0	0	0	0	0	0	0	0	0	0	0	0	0	0	0	0	0	0	0	0	0	0	0	0	0	0	38	0	100
Kandal	0	0	0	0	0	0	0	0	0	0	0	0	0	0	0	0	0	0	0	0	0	0	0	0	0	0	0	38	0	100
Koh Kong	0	0	0	0	0	0	0	0	0	0	0	0	0	0	0	0	0	0	0	0	0	0	0	0	0	0	0	38	0	100
Mondol Kiri	0	0	0	0	0	0	0	0	0	0	0	0	0	0	0	0	0	0	0	0	0	0	0	0	0	0	0	38	0	100
Prey Veng	0	0	0	0	0	0	0	0	0	0	0	0	0	0	0	0	0	0	0	0	0	0	0	0	0	0	0	38	0	100
Preah Sihanouk	0	0	0	0	0	0	0	0	0	0	0	0	0	0	0	0	0	0	0	0	0	0	0	0	0	0	0	38	0	100
Stung Treng	0	0	0	0	0	0	0	0	0	0	0	0	0	0	0	0	0	0	0	0	0	0	0	0	0	0	0	38	0	100
Svay Rieng	0	0	0	0	0	0	0	0	0	0	0	0	0	0	0	0	0	0	0	0	0	0	0	0	0	0	0	38	0	100
Kep	0	0	0	0	0	0	0	0	0	0	0	0	0	0	0	0	0	0	0	0	0	0	0	0	0	0	0	38	0	100
Pailin	0	0	0	0	0	0	0	0	0	0	0	0	0	0	0	0	0	0	0	0	0	0	0	0	0	0	0	38	0	100
Phnom Penh	0	0	0	0	0	0	0	0	0	0	0	0	0	0	0	0	0	0	0	0	0	0	0	0	0	0	0	38	0	100
TOTAL	3	5	4	0	7	2	2	3	1	2	1	2	32	3	3	0	0	0	0	0	0	0	0	0	0	6	38			

Explosive Ordnance Casualties by Province for 2022-2023



5 Most Affected Provinces for Explosive Ordnance Casualties

Ranked by Total Casualties

Jan2023 - Feb2024

Rank	Province	Mine Casualties	ERW Casualties	Total Casualties	Cumulative Total
1	Banteay Meanchey	6	1	7	7
2	Battambang	5	2	7	14
3	Oddar Meanchey	4	1	5	19
4	Pursat	4	0	4	23
5	Rotanak Kiri	1	3	4	27

10 Most Affected Districts for Explosive Ordnance Casualties

Ranked by Total Casualties

Jan2023 - Feb2024

Rank	District	Province	Mine Casualties	ERW Casualties	Total Casualties	Cumulative Total
1	Ou Ya Dav	Rotanak Kiri	1	3	4	4
2	Veal Veang	Pursat	4	0	4	8
3	Samlout	Battambang	4	0	4	12
4	Thma Puok	Banteay Meanchey	3	0	3	15
5	Anlong Veang	Oddar Meanchey	2	1	3	18
6	Ou Chrov	Banteay Meanchey	3	0	3	21
7	Choam Khsant	Preah Vihear	2	0	2	23
8	Dambae	Tboung Khmum	0	2	2	25
9	Banteay srei	Siemreap	0	2	2	27
10	Serei Saophoan	Banteay Meanchey	0	1	1	28

10 Most Affected Communes for Explosive Ordnance Casualties

Ranked by Total Casualties

Jan2023 - Feb2024

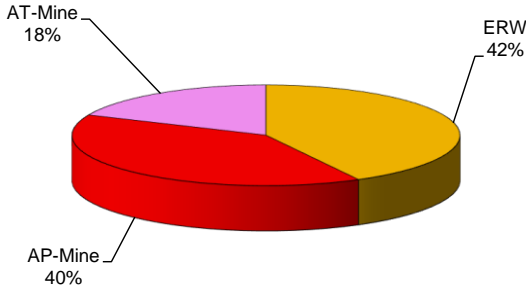
Rank	Commune	District	Province	Mine Casualties	ERW Casualties	Total Casualties	Cum. Total
1	Ya Tung	Ou Ya Dav	Rotanak Kiri	0	3	3	3
2	Ou Bei Choan	Ou Chrov	Banteay Meanchey	3	0	3	6
3	Thma Da	Veal Veang	Pursat	3	0	3	9
4	Trapeang Prei	Anlong Veang	Oddar Meanchey	2	1	3	12
5	Kouk Romiet	Thma Puok	Banteay Meanchey	3	0	3	15
6	Run Ta Aek	Banteay srei	Siemreap	0	2	2	17
7	Kouk Srok	Dambae	Tboung Khmum	0	2	2	19
8	Reaksmei Songha	Rotanak Mondol	Battambang	0	1	1	20
9	Choam Ksant	Choam Khsant	Preah Vihear	1	0	1	21
10	Ou Ambel	Serei Saophoan	Banteay Meanchey	0	1	1	22

OVERVIEW OF EXPLOSIVE ORDNANCE ACCIDENTS

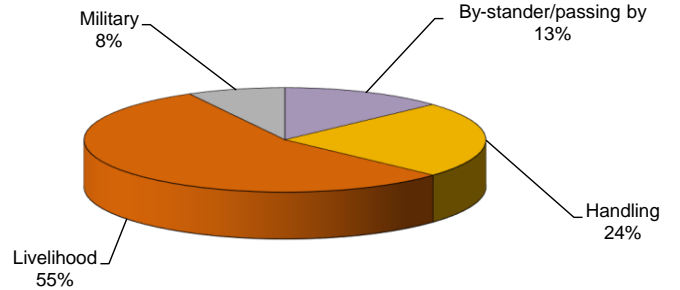
Jan2023 - Feb2024

Total Number of Casualties during Reporting Period: 38

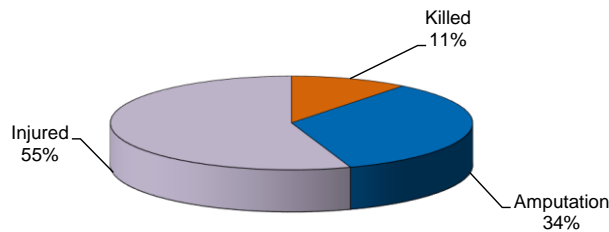
Explosive Ordnance Distribution



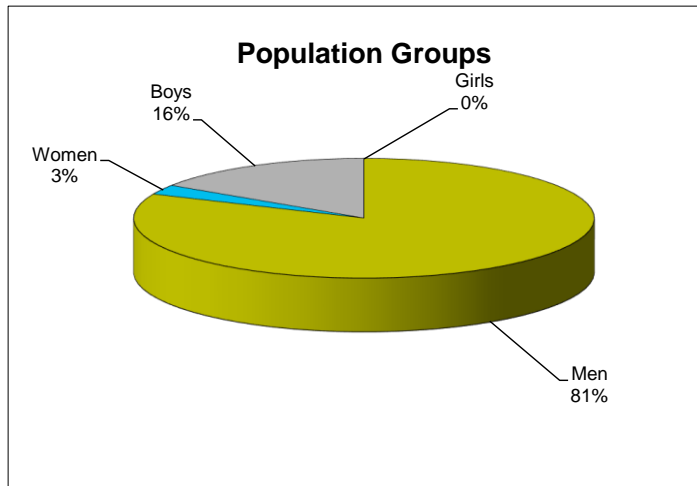
Cause of Casualty



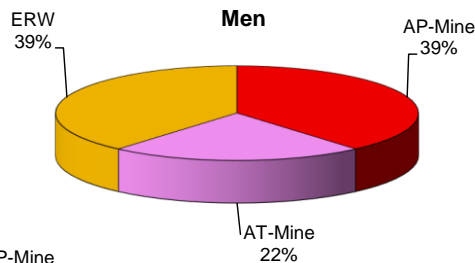
Casualty Types



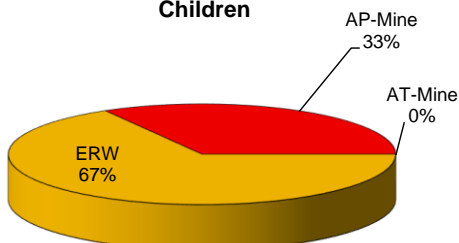
EXPLOSIVE ORDNANCE ACCIDENT OVERVIEW



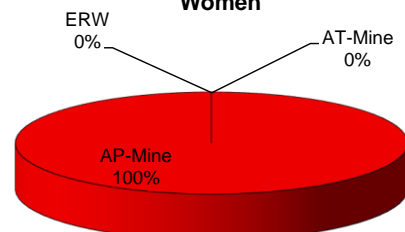
Men



Children



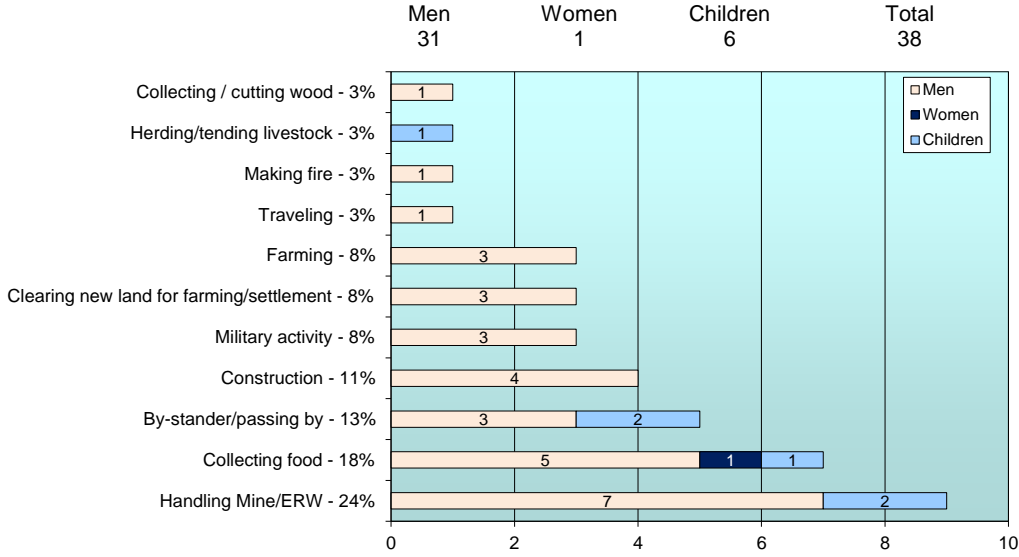
Women



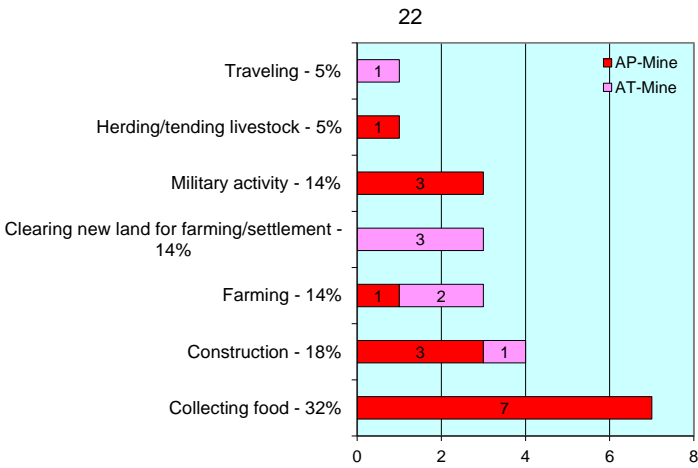
Jan2023 - Feb2024

Number of accidents during Reporting Period: 38

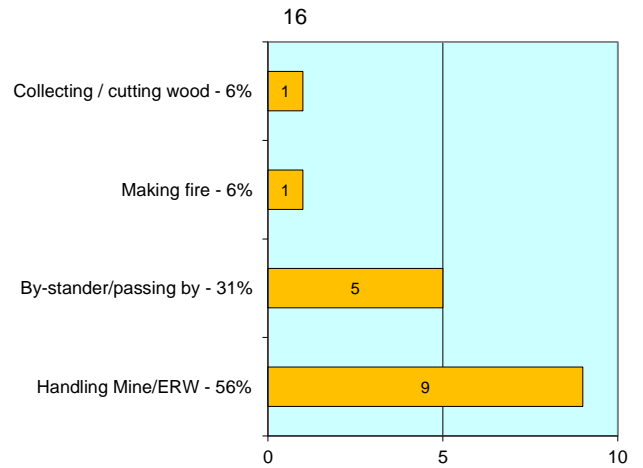
Cause of Accident by Total Population Group



Activities - Mines

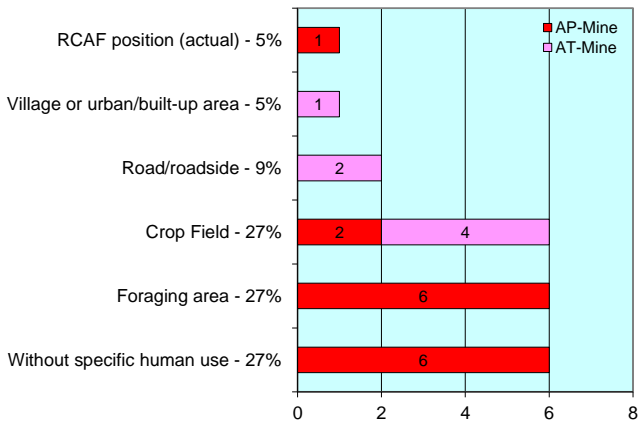


Activities - ERW



Explosive Ordnance Accidents by Terrain Type

Terrain - Mines



Terrain - ERW

