



អង្គការមីន  
C.M.A.A

**CAMBODIA MINE/ERW VICTIM INFORMATION SYSTEM**

**MONTHLY REPORT  
ON  
EXPLOSIVE ORDNANCE ACCIDENTS  
FOR APRIL 2025**

## Background

The Cambodia Mine/ERW Victim Information System (CMVIS) was established in 1994 by the Cambodian Red Cross with technical and financial support from Handicap International Belgium and UNICEF to provide systematic collection, analysis, interpretation, and dissemination of information about civilian and military casualties of landmines, unexploded ordnance, and other explosive remnants of war in Cambodia.

By the end of 2009, CMVIS had been completely transferred from the Cambodian Red Cross to the Cambodian Mine Action and Victim Assistance Authority for full management responsibility.

### Explosive Ordnance (EO) Accident and Casualty Information

#### 1- Total Casualties reported from January 1979 to April 2025

From January 1979 to April 2025, a total of **65104 EO casualties** were recorded by CMVIS officers. All of the 65104 EO casualties:

- 51214 (79%) were mine casualties, and 13890 (21%) were ERW casualties.
- 19840 (30%) people were killed, 36167 (56%) people were injured, and 9097 (14%) people were amputated.
- 52715 (81%) casualties were men, 6128 (9%) casualties were boys (age<18), 4799 (8%) casualties were women, 1399 (2%) casualties were girls (age<18), and 63 (0%) casualties were unknowns.

#### 2- Accident Summary from January to April 2025

From January to April 2025, 13 EO accidents were provisionally recorded. This figure is an increase of 8% compared with the 12 EO accidents reported in the same period of 2024. Of the 13 EO accidents, 7 were mine, and 6 were ERW accidents.

#### 3- Casualty Summary for January to April 2025

From January to April 2025, **18 EO casualties** were provisionally recorded. These figures represent a decrease of 22% compared with the 23 EO casualties reported in the same period of 2024.

All of the 18 EO casualties:

- 8 people were mine casualties, and 10 people were ERW casualties.
- 6 people were killed, 11 people were injured, and 1 person was amputated.
- 10 casualties were men, 5 casualties were boys (age<18), 2 casualties were women, and 1 casualty was a girl (age<18).

#### 4- Accident Summary for April 2025

In April 2025, 3 EO accidents occurred in Battambang, Otdar Meanchey, and Koh Kong provinces — a 25% decrease compared to the 4 EO accidents reported in April 2024.

##### Information about the EO accident in April 2025

- 2 mine accidents happened in the crop field and at a RCAF position.
- 1 ERW accident happened in the crop field.

#### 5- Casualty Summary for April 2025

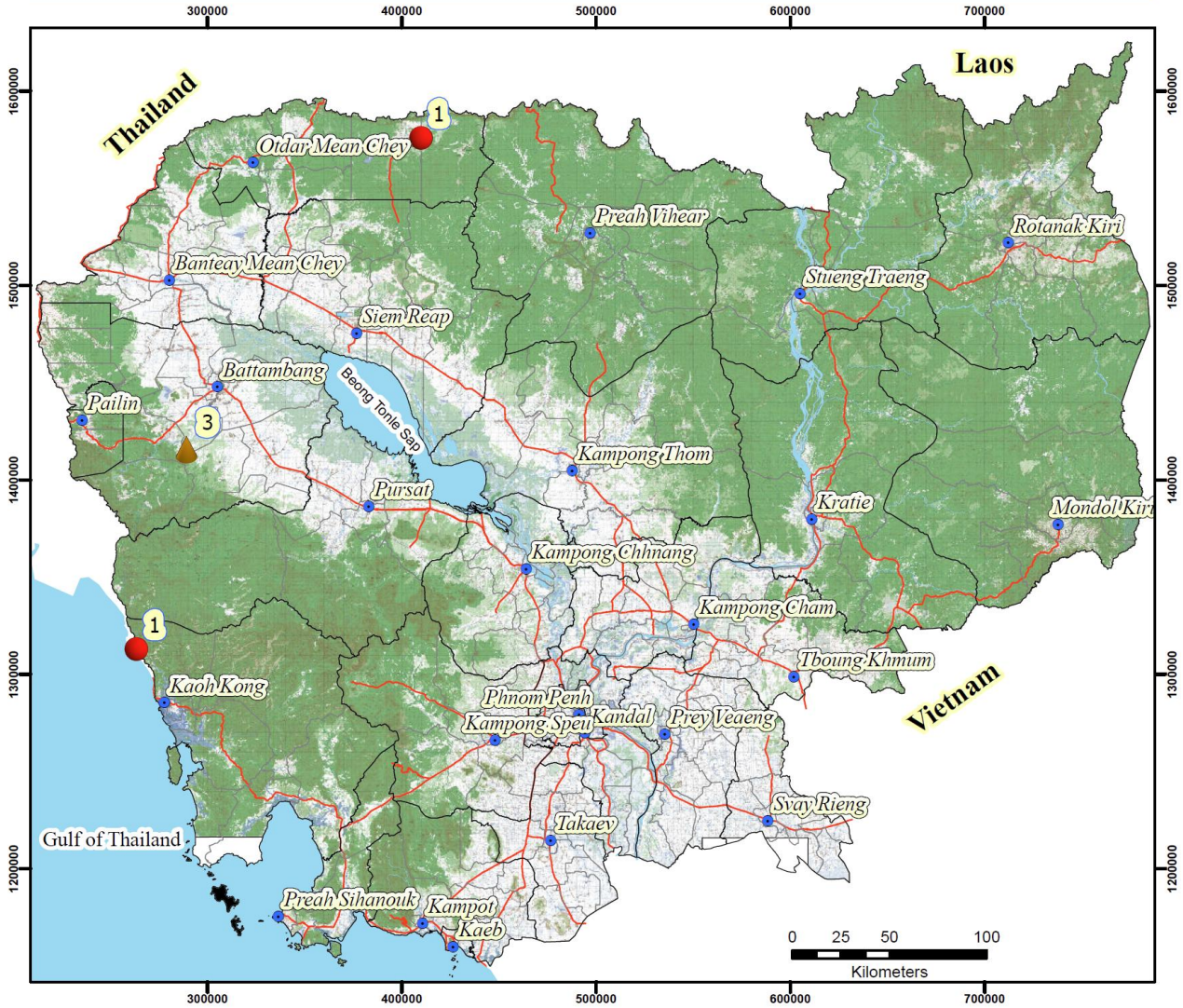
In April 2025, there were **5 EO casualties**. The figure is decreased by 58% from the 12 casualties reported in April 2024. Of the 5 EO casualties:

- 2 were mine casualties, and 3 were ERW casualties.
- 4 people were injured, and 1 person was killed.
- 3 casualties were boys aged <18 years, and 2 casualties were men.
- The activities during the accident were as follows: Clearing new land for agriculture, which accounted for 1 casualty, Military activity, which accounted for 1 casualty, Handling ERW, which accounted for 1 casualty, and By-stander, which accounted for 2 casualties.

#### 6- Impact of accident area for the period of January 2024 to April 2025 (67 casualties)

- 05 most affected provinces represent **55%** of the total casualties.
  - 10 of the districts most affected represent **67%** of total casualties.
  - 10 more affected communes represent **58%** of total casualties.
- For detailed information, please see page 6.

**Explosive Ordnance Accident location in April 2025  
Accident: 3 cases, Casualty: 5 people.**



**Legend**

- ERW accident
- Mine accident
- Province Centers
- Province Boundary
- District Boundary
- Water surface
- National Road

Scale 1:3,000,000



Produced by CMVIS, May 2025

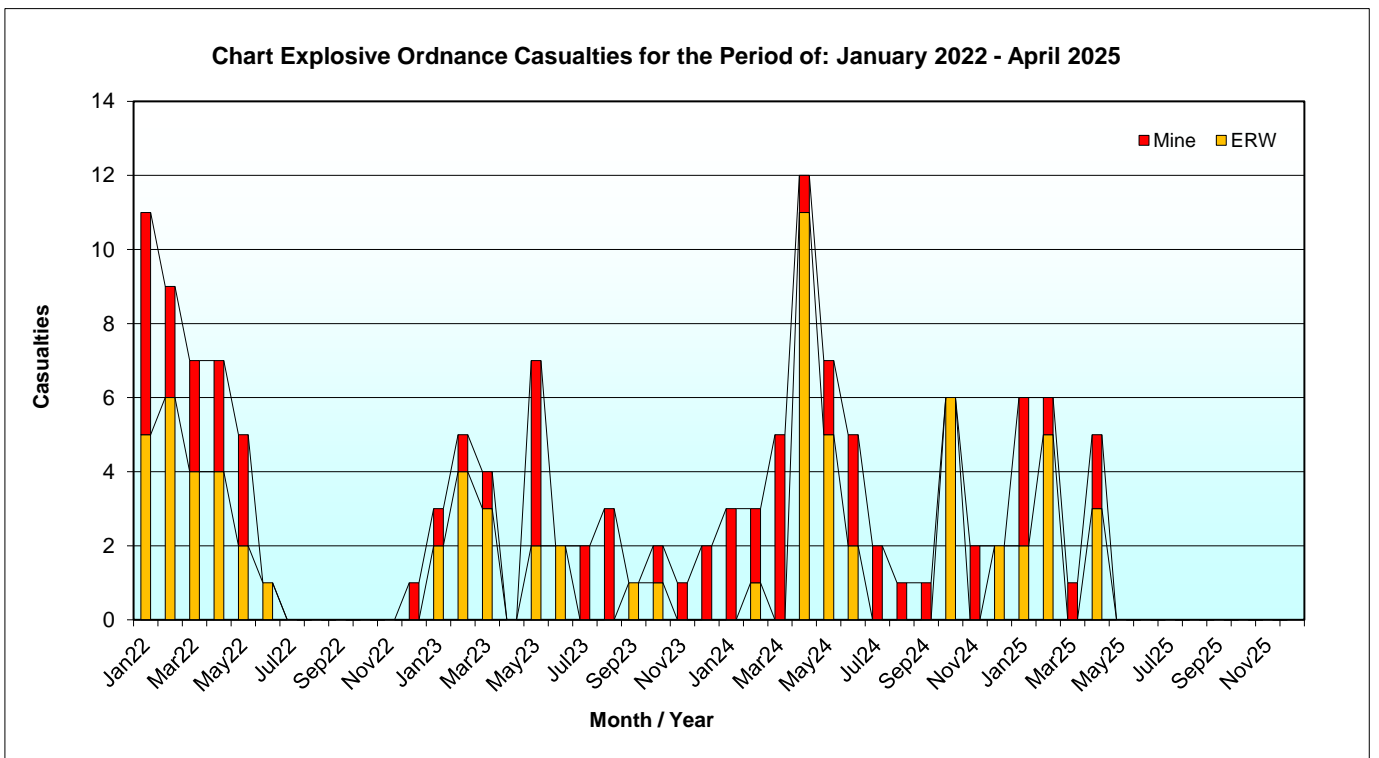
*Further analysis* and detailed EO casualty/accident information are available on request, including the production of risk maps and the provision of village-level data. For customized reports more suited to your organization's needs, contact the CMVIS office: [ketva@cmaa.gov.kh](mailto:ketva@cmaa.gov.kh)

## Casualty Trend

### Report Explosive Ordnance Casualties for the Period of: January 2022 - April 2025

Year	Casualties by Month												Total
	Jan	Feb	Mar	April	May	Jun	July	Aug	Sept	Oct	Nov	Dec	
<b>2022</b>	<b>11</b>	<b>9</b>	<b>7</b>	<b>7</b>	<b>5</b>	<b>1</b>	<b>0</b>	<b>0</b>	<b>0</b>	<b>0</b>	<b>0</b>	<b>1</b>	<b>41</b>
<i>Running Total 2022</i>	11	20	27	34	39	40	40	40	40	40	40	41	
<b>2023</b>	<b>3</b>	<b>5</b>	<b>4</b>	<b>0</b>	<b>7</b>	<b>2</b>	<b>2</b>	<b>3</b>	<b>1</b>	<b>2</b>	<b>1</b>	<b>2</b>	<b>32</b>
<i>Running Total 2023</i>	3	8	12	12	19	21	23	26	27	29	30	32	
% change 2022 to 2023	-73	-60	-56	-65	-51	-48	-43	-35	-33	-28	-25	-22	
<b>2024</b>	<b>3</b>	<b>3</b>	<b>5</b>	<b>12</b>	<b>7</b>	<b>5</b>	<b>2</b>	<b>1</b>	<b>1</b>	<b>6</b>	<b>2</b>	<b>2</b>	<b>49</b>
monthly change +/- from 2023	0	-2	1	12	0	3	0	-2	0	4	1	0	
monthly change % from 2023	0	-40	25	100	0	150	0	-67	0	200	100	0	
<i>Running Total 2024</i>	<b>3</b>	<b>6</b>	<b>11</b>	<b>23</b>	<b>30</b>	<b>35</b>	<b>37</b>	<b>38</b>	<b>39</b>	<b>45</b>	<b>47</b>	<b>49</b>	
% change 2023 to 2024	0	-25	-8	92	58	67	61	46	44	55	57	53	
<b>2025</b>	<b>6</b>	<b>6</b>	<b>1</b>	<b>5</b>									<b>18</b>
monthly change +/- from 2024	3	3	-4	-7									
monthly change % from 2024	100	100	-80	-58									
<i>Running Total 2025</i>	<b>6</b>	<b>12</b>	<b>13</b>	<b>18</b>									
% change 2024 to 2025	100	100	18	-22									

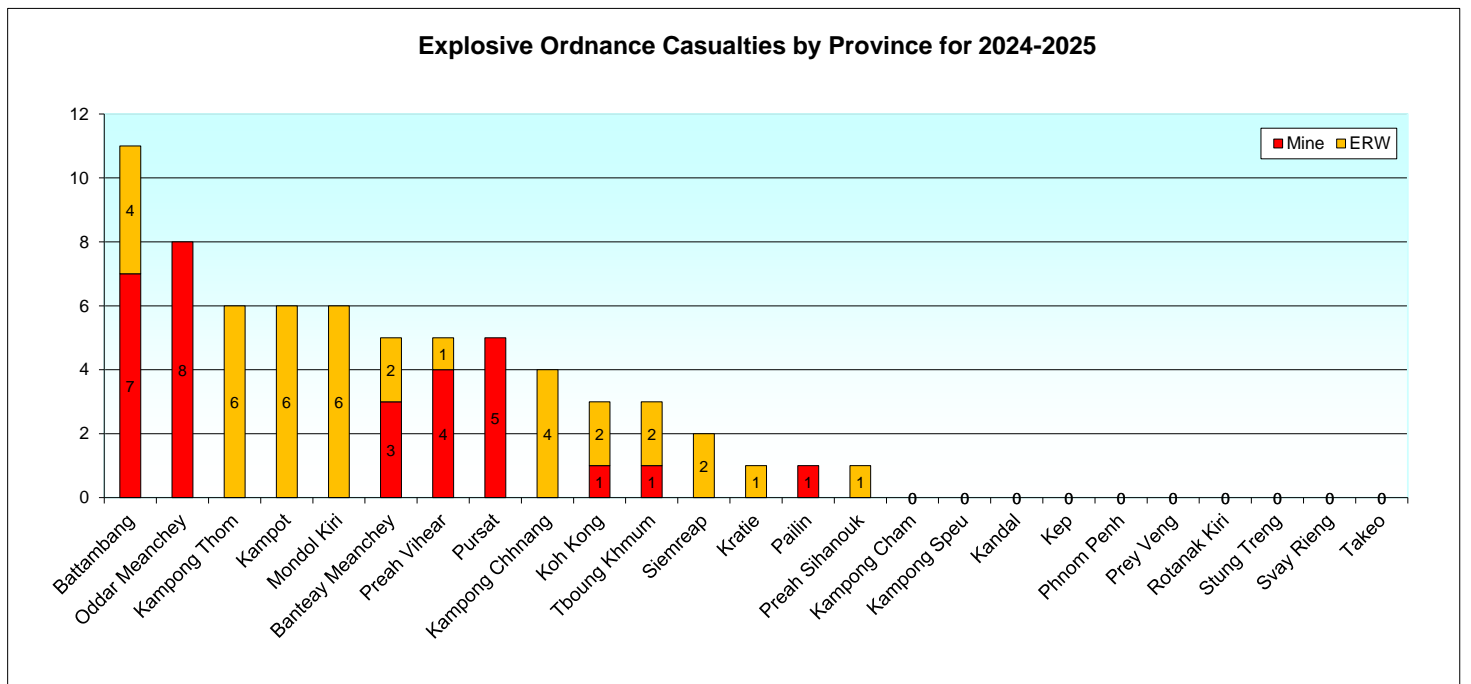
Note: Casualty figures for prior months are continually updated and verified as a part of the on-going data collection process.



### Monthly Explosive Ordnance Accident Casualties: Jan 2024 - Apr 2025

Provinces ranked by Total Explosive Ordnance Casualties for 2024 - 2025

Province	Jan-24	Feb-24	Mar-24	Apr-24	May-24	Jun-24	Jul-24	Aug-24	Sep-24	Oct-24	Nov-24	Dec-24	Total 2024			Jan-25	Feb-25	Mar-25	Apr-25	May-25	Jun-25	Jul-25	Aug-25	Sep-25	Oct-25	Nov-25	Dec-25	Total 2025	Total	Cum. Total	% of Total	Cum. %
	No.	No.	No.	No.	No.	No.	No.	No.	No.	No.	No.	No.	No.	No.	No.	No.	No.	No.	No.	No.	No.	No.	No.	No.	No.	No.	No.					
Battambang	0	1	2	0	0	0	0	1	0	0	1	0	5	3	0	0	3	0	0	0	0	0	0	0	0	0	6	11	11	16.4	16	
Oddar Meanchey	0	0	3	1	0	0	0	0	0	0	1	0	5	2	0	0	1	0	0	0	0	0	0	0	0	0	3	8	19	11.9	28	
Kampong Thom	0	0	0	4	0	0	0	0	0	0	0	0	4	0	2	0	0	0	0	0	0	0	0	0	0	0	2	6	25	9	37	
Mondol Kiri	0	0	0	6	0	0	0	0	0	0	0	0	6	0	0	0	0	0	0	0	0	0	0	0	0	0	0	6	31	9	46	
Kampot	0	0	0	0	0	0	0	0	0	6	0	0	6	0	0	0	0	0	0	0	0	0	0	0	0	0	0	6	37	9	55	
Banteay Meanchey	0	2	0	0	1	1	0	0	1	0	0	0	5	0	0	0	0	0	0	0	0	0	0	0	0	0	0	5	42	7.5	63	
Preah Vihear	0	0	0	0	2	2	0	0	0	0	0	0	4	0	0	1	0	0	0	0	0	0	0	0	0	0	1	5	47	7.5	70	
Pursat	3	0	0	0	0	1	0	0	0	0	0	0	4	0	1	0	0	0	0	0	0	0	0	0	0	0	1	5	52	7.5	78	
Kampong Chhnang	0	0	0	0	4	0	0	0	0	0	0	0	4	0	0	0	0	0	0	0	0	0	0	0	0	0	0	4	56	6	84	
Tboung Khmum	0	0	0	0	0	1	1	0	0	0	0	0	2	0	1	0	0	0	0	0	0	0	0	0	0	0	1	3	59	4.5	88	
Koh Kong	0	0	0	0	0	0	0	0	0	0	0	2	2	0	0	0	1	0	0	0	0	0	0	0	0	0	1	3	62	4.5	93	
Siemreap	0	0	0	0	0	0	0	0	0	0	0	0	0	0	2	0	0	0	0	0	0	0	0	0	0	0	2	2	64	3	96	
Pailin	0	0	0	0	0	0	1	0	0	0	0	0	1	0	0	0	0	0	0	0	0	0	0	0	0	0	0	1	65	1.5	97	
Kratie	0	0	0	0	0	0	0	0	0	0	0	0	0	1	0	0	0	0	0	0	0	0	0	0	0	0	1	1	66	1.5	99	
Preah Sihanouk	0	0	0	1	0	0	0	0	0	0	0	0	1	0	0	0	0	0	0	0	0	0	0	0	0	0	0	1	67	1.5	100	
Kampong Speu	0	0	0	0	0	0	0	0	0	0	0	0	0	0	0	0	0	0	0	0	0	0	0	0	0	0	0	0	67	0	100	
Kampong Cham	0	0	0	0	0	0	0	0	0	0	0	0	0	0	0	0	0	0	0	0	0	0	0	0	0	0	0	0	67	0	100	
Kandal	0	0	0	0	0	0	0	0	0	0	0	0	0	0	0	0	0	0	0	0	0	0	0	0	0	0	0	0	67	0	100	
Prey Veng	0	0	0	0	0	0	0	0	0	0	0	0	0	0	0	0	0	0	0	0	0	0	0	0	0	0	0	0	67	0	100	
Rotanak Kiri	0	0	0	0	0	0	0	0	0	0	0	0	0	0	0	0	0	0	0	0	0	0	0	0	0	0	0	0	67	0	100	
Stung Treng	0	0	0	0	0	0	0	0	0	0	0	0	0	0	0	0	0	0	0	0	0	0	0	0	0	0	0	0	67	0	100	
Svay Rieng	0	0	0	0	0	0	0	0	0	0	0	0	0	0	0	0	0	0	0	0	0	0	0	0	0	0	0	0	67	0	100	
Takeo	0	0	0	0	0	0	0	0	0	0	0	0	0	0	0	0	0	0	0	0	0	0	0	0	0	0	0	0	67	0	100	
Kep	0	0	0	0	0	0	0	0	0	0	0	0	0	0	0	0	0	0	0	0	0	0	0	0	0	0	0	0	67	0	100	
Phnom Penh	0	0	0	0	0	0	0	0	0	0	0	0	0	0	0	0	0	0	0	0	0	0	0	0	0	0	0	0	67	0	100	
<b>TOTAL</b>	<b>3</b>	<b>3</b>	<b>5</b>	<b>12</b>	<b>7</b>	<b>5</b>	<b>2</b>	<b>1</b>	<b>1</b>	<b>6</b>	<b>2</b>	<b>2</b>	<b>49</b>	<b>6</b>	<b>6</b>	<b>1</b>	<b>5</b>	<b>0</b>	<b>0</b>	<b>0</b>	<b>0</b>	<b>0</b>	<b>0</b>	<b>0</b>	<b>0</b>	<b>0</b>	<b>18</b>	<b>67</b>				



**5 Most Affected Provinces for Explosive Ordnance Casualties**  
**Ranked by Total Casualties**

Jan2024 - Apr2025

Rank	Province	Mine Casualties	ERW Casualties	Total Casualties	Cumulative Total
1	Battambang	7	4	11	11
2	Oddar Meanchey	8	0	8	19
3	Kampong Thom	0	6	6	25
4	Kampot	0	6	6	31
5	Mondol Kiri	0	6	6	37

**10 Most Affected Districts for Explosive Ordnance Casualties**  
**Ranked by Total Casualties**

Jan2024 - Apr2025

Rank	District	Province	Mine Casualties	ERW Casualties	Total Casualties	Cumulative Total
1	Banteay Meas	Kampot	0	6	6	6
2	Stoung	Kampong Thom	0	6	6	12
3	Saen Monourom	Mondol Kiri	0	6	6	18
4	Veal Veang	Pursat	5	0	5	23
5	Choam Khsant	Preah Vihear	4	1	5	28
6	Trapeang Prasat	Oddar Meanchey	4	0	4	32
7	Baribour	Kampong Chhnang	0	4	4	36
8	Banan	Battambang	0	3	3	39
9	Rotanak Mondol	Battambang	2	1	3	42
10	Samlout	Battambang	3	0	3	45

**10 Most Affected Communes for Explosive Ordnance Casualties**  
**Ranked by Total Casualties**

Jan2024 - Apr2025

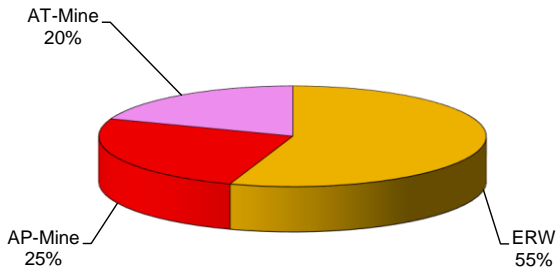
Rank	Commune	District	Province	Mine Casualties	ERW Casualties	Total Casualties	Cum. Total
1	Romonea	Saen Monourom	Mondol Kiri	0	6	6	6
2	Tuk Meas Khang Lech	Banteay Meas	Kampot	0	6	6	12
3	Thma Da	Veal Veang	Pursat	5	0	5	17
4	Chhnok Tru	Baribour	Kampong Chhnang	0	4	4	21
5	Rung Roeang	Stoung	Kampong Thom	0	4	4	25
6	Chaeng Mean Chey	Banan	Battambang	0	3	3	28
7	Bak Khlang	Mondol Seima	Koh Kong	1	2	3	31
8	Trapeang Prei	Anlong Veang	Oddar Meanchey	3	0	3	34
9	Ph'av	Trapeang Prasat	Oddar Meanchey	2	0	2	36
10	Ou Bei Choan	Ou Chrov	Banteay Meanchey	2	0	2	38

## OVERVIEW OF EXPLOSIVE ORDNANCE ACCIDENTS

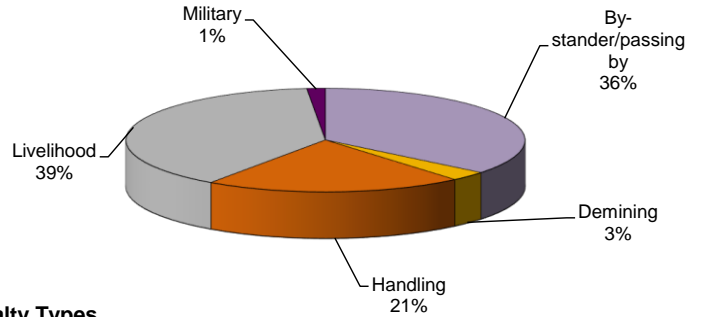
Jan 2024 - Apr 2025

Total Number of Casualties during Reporting Period: 67

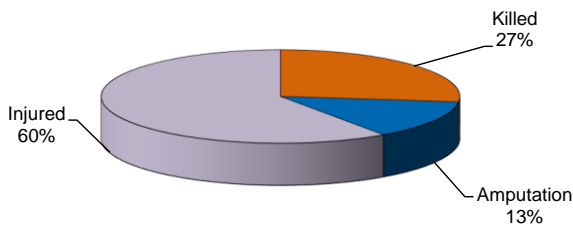
**Explosive Ordnance Distribution**



**Cause of Casualty**

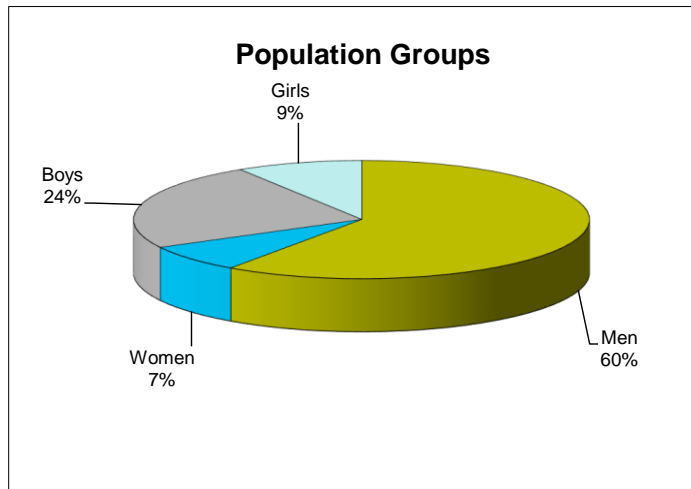


**Casualty Types**

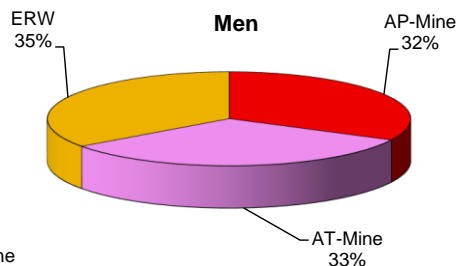


### EXPLOSIVE ORDNANCE ACCIDENT OVERVIEW

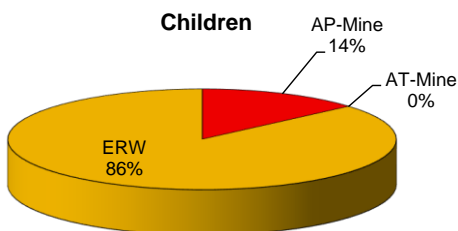
**Population Groups**



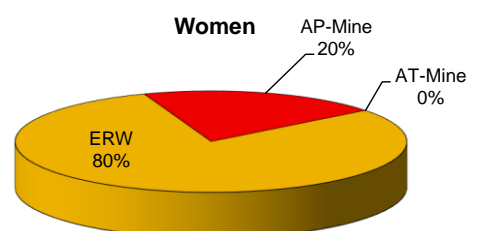
**Men**



**Children**



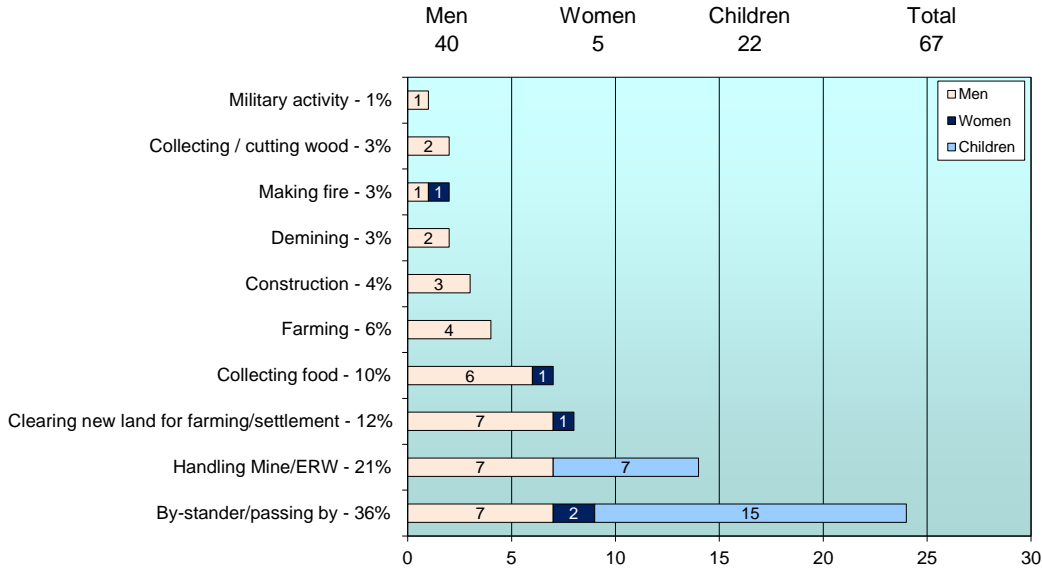
**Women**



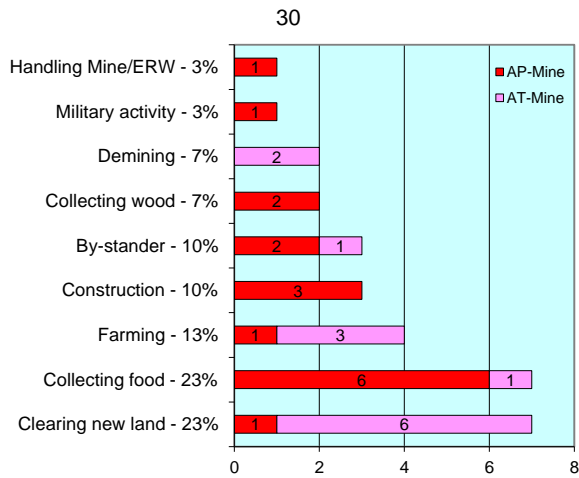
Jan 2024 - Apr 2025

Number of accidents during Reporting Period: **67**

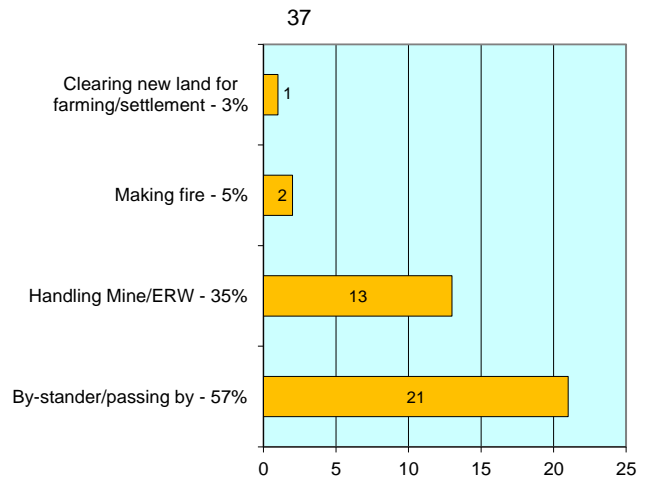
**Cause of Accident by Total Population Group**



**Activities - Mines**

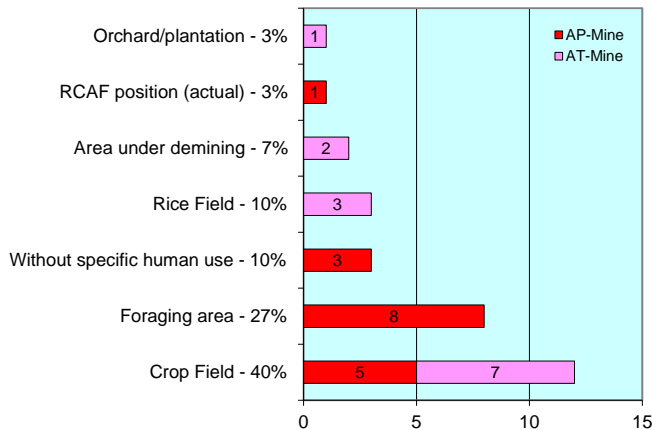


**Activities - ERW**



**Explosive Ordnance Accidents by Terrain Type**

**Terrain - Mines**



**Terrain - ERW**

