



អង្គការមីន  
C.M.A.A

**CAMBODIA MINE/ERW VICTIM INFORMATION SYSTEM**

**MONTHLY REPORT  
ON  
EXPLOSIVE ORDNANCE ACCIDENTS  
FOR MAY 2024**

## Background

The Cambodia Mine/ERW Victim Information System (CMVIS) was established in 1994 by the Cambodian Red Cross with technical and financial support from Handicap International Belgium and UNICEF to provide systematic collection, analysis, interpretation, and dissemination of information about civilian and military casualties of landmines, unexploded ordnance, and other explosive remnants of war in Cambodia.

By the end of 2009, CMVIS was completely handed over from the Cambodian Red Cross to the Cambodian Mine Action and Victim Assistance Authority for full management responsibility.

### Explosive Ordnance (EO) Accident and Casualty Information

#### 1- Total Casualties reported from January 1979 to May 2024

From January 1979 to May 2024, a total of **65067 EO casualties** were recorded by CMVIS officials. All of the 65067 EO casualties:

- 51197 (79%) were mine casualties, and 13870 (21%) were ERW casualties.
- 19830 (30%) people were killed, 36145 (56%) people were injured, and 9092 (14%) people were amputated.
- 52691 (81%) casualties were men, 6121 (9%) casualties were boys (age<18), 4796 (8%) casualties were women, 1396 (2%) casualties were girls (age<18), and 63 (0%) casualties were unknowns.

#### 2- Accident Summary from January to May 2024

From January to May 2024, 16 EO accidents were provisionally recorded. This figure is a decrease of 20% compared with the 20 EO accidents reported in the same period of 2023. Of the 16 EO accidents, 9 were mine and 7 were ERW accidents.

#### 3- Casualty Summary for January to May 2024

From January to May 2024, 30 EO casualties were provisionally recorded. This figure represents an increase of 58% compared with the 19 EO casualties reported in the same period of 2023.

All of the 30 EO casualties:

- 13 people were mine casualties, and 17 people were ERW casualties.
- 8 people were killed, 18 people were injured, and 4 people were amputated.
- 16 casualties were men, 9 casualties were boys (age<18), 2 casualties were women, and 3 casualties were girls (age<18).

#### 4- Accident Summary for May 2024

In May 2024, 4 EO accidents occurred in Preah Vihear, Banteay Meanchey, and Kampong Chhnang provinces. The figure is a decrease of 50% compared with the 8 accidents reported in May 2023.

##### Information about the EO accident in May 2024

- o 2 accidents caused by mine happened in a cropland area.
- o 1 accident caused by ERW happened in the villages.
- o 1 accident caused by ERW happened in a riverbank area.

#### 5- Casualty Summary for May 2024

In May 2024, there were **7 EO casualties**. The figure is the same as the 7 victims reported in May 2023. Of the 7 EO casualties:

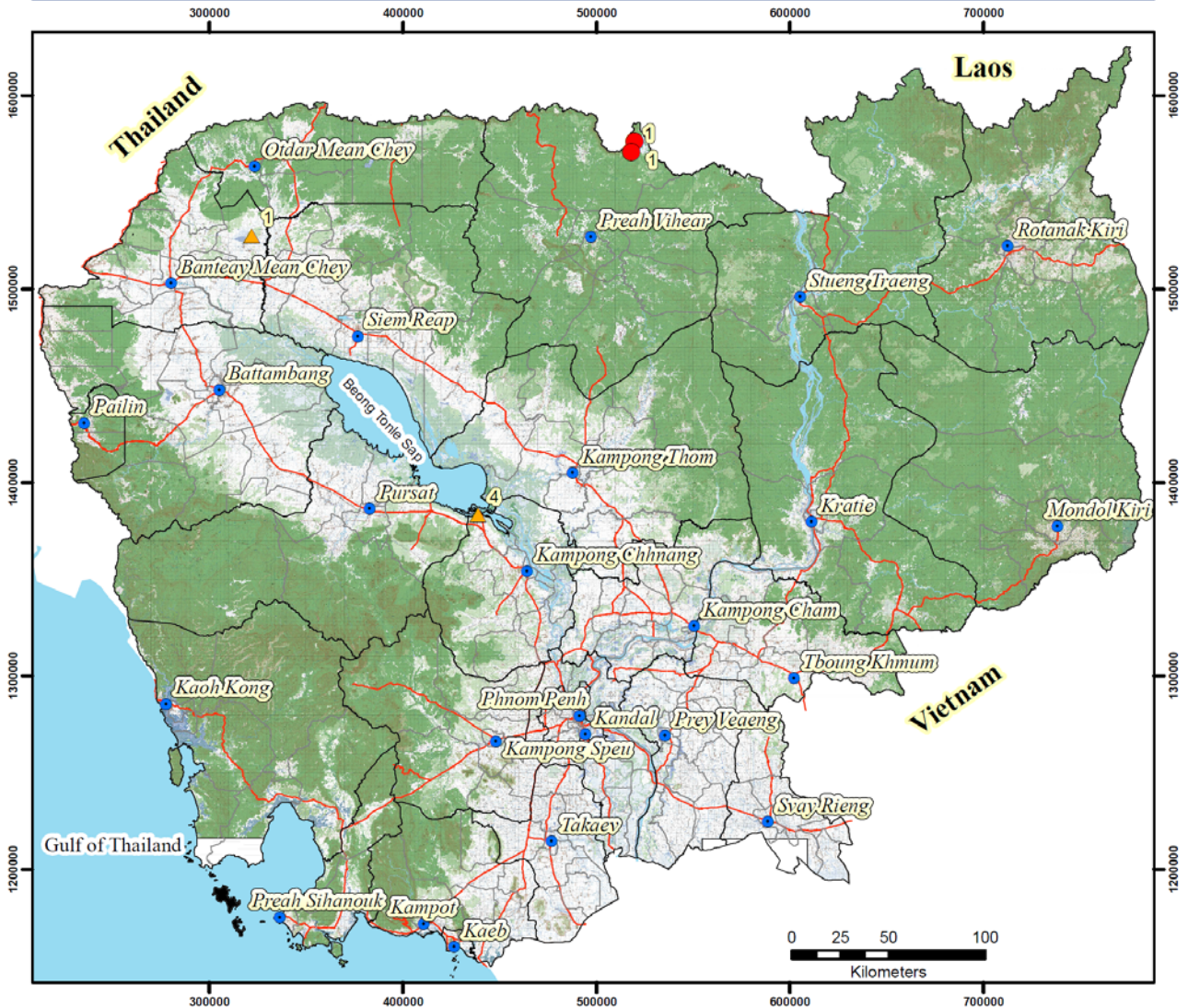
- 2 people were mine casualties, and 5 people were ERW casualties.
- 2 people were killed, and 5 people were injured.
- 5 casualties were men, and 2 were boys (age<18).
- The activity at the time of the accident was as follows: handling ERW, which accounted for 2 casualties; by-stander, which accounted for 3 casualties; and clearing land for agriculture, which accounted for 2 casualties.

**6- Impact of accident area for the period of January 2023 to May 2024 (62 casualties)**

- 05 most affected provinces represent **60%** of total casualties.
- 10 most affected districts represent **69%** of total casualties.
- 10 most affected communes represent **58%** of total casualties.

For detailed information, please see on page 7.

**Explosive Ordnance Accident location in May 2024  
Accident: 4 cases, Casualty: 7 people**



**Legend**

- ▲ ERW accident
- Mine accident
- Province Centers
- Province Boundary
- District Boundary
- Water surface
- National Road



Produced by CMVIS, Jun 2024

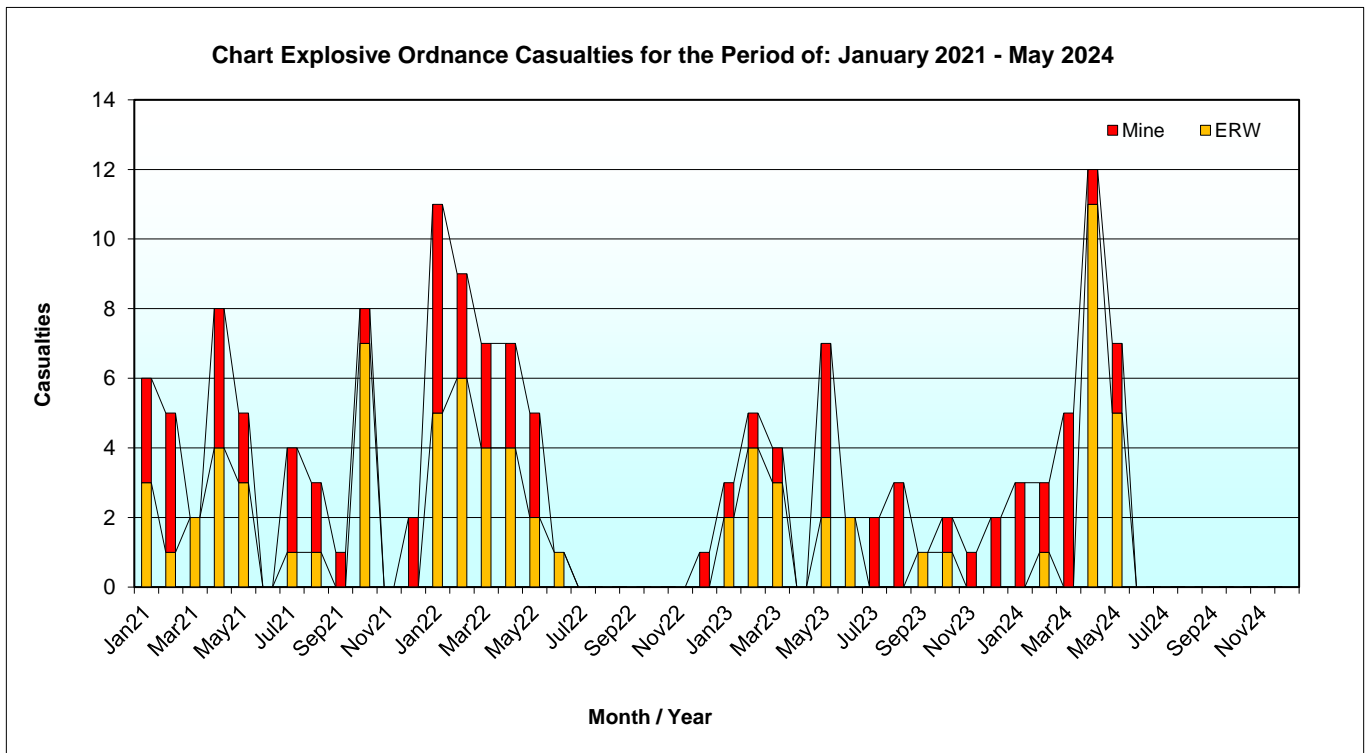
*Further analysis* and detailed EO casualty/accident information are available on request, including the production of risk maps and the provision of village-level data. For customized reports more suited to your organization's needs, contact the CMVIS office: [ketva@cmaa.gov.kh](mailto:ketva@cmaa.gov.kh)

## Casualty Trend

### Report Explosive Ordnance Casualties for the Period of: January 2021 - May 2024

Year	Casualties by Month												Total
	Jan	Feb	Mar	April	May	Jun	July	Aug	Sept	Oct	Nov	Dec	
<b>2021</b>	<b>6</b>	<b>5</b>	<b>2</b>	<b>8</b>	<b>5</b>	<b>0</b>	<b>4</b>	<b>3</b>	<b>1</b>	<b>8</b>	<b>0</b>	<b>2</b>	<b>44</b>
<i>Running Total 2021</i>	6	11	13	21	26	26	30	33	34	42	42	44	
<b>2022</b>	<b>11</b>	<b>9</b>	<b>7</b>	<b>7</b>	<b>5</b>	<b>1</b>	<b>0</b>	<b>0</b>	<b>0</b>	<b>0</b>	<b>0</b>	<b>1</b>	<b>41</b>
<i>Running Total 2022</i>	11	20	27	34	39	40	40	40	40	40	40	41	
% change 2021 to 2022	83	82	108	62	50	54	33	21	18	-5	-5	-7	
<b>2023</b>	<b>3</b>	<b>5</b>	<b>4</b>	<b>0</b>	<b>7</b>	<b>2</b>	<b>2</b>	<b>3</b>	<b>1</b>	<b>2</b>	<b>1</b>	<b>2</b>	<b>32</b>
monthly change +/- from 2022	-8	-4	-3	-7	2	1	2	3	1	2	1	1	
monthly change % from 2022	-73	-44	-43	-100	40	100	100	100	100	100	100	100	
<i>Running Total 2023</i>	<b>3</b>	<b>8</b>	<b>12</b>	<b>12</b>	<b>19</b>	<b>21</b>	<b>23</b>	<b>26</b>	<b>27</b>	<b>29</b>	<b>30</b>	<b>32</b>	
% change 2022 to 2023	-73	-60	-56	-65	-51	-48	-43	-35	-33	-28	-25	-22	
<b>2024</b>	<b>3</b>	<b>3</b>	<b>5</b>	<b>12</b>	<b>7</b>								<b>30</b>
monthly change +/- from 2023	0	-2	1	12	0								
monthly change % from 2023	0	-40	25	100	0								
<i>Running Total 2024</i>	<b>3</b>	<b>6</b>	<b>11</b>	<b>23</b>	<b>30</b>								
% change 2023 to 2024	0	-25	-8	92	58								

Note: Casualty figures for prior months are continually updated and verified as a part of the on-going data collection process.

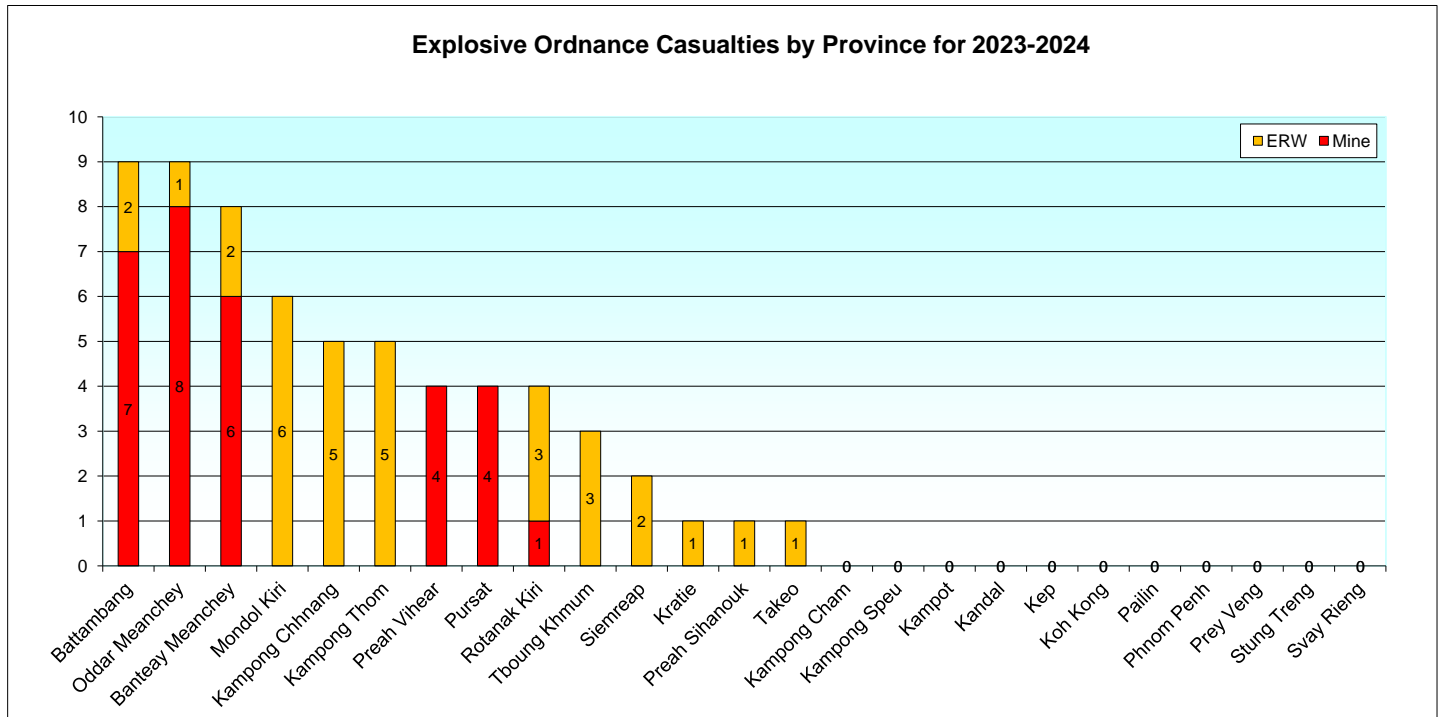


## Monthly Explosive Ordnance Accident Casualties: Jan 2023 - May 2024

Provinces ranked by Total Explosive Ordnance Casualties for 2023 - 2024

Province	Jan-23	Feb-23	Mar-23	Apr-23	May-23	Jun-23	Jul-23	Aug-23	Sep-23	Oct-23	Nov-23	Dec-23	Total 2023	Jan-24	Feb-24	Mar-24	Apr-24	May-24	Jun-24	Jul-24	Aug-24	Sep-24	Oct-24	Nov-24	Dec-24	Total 2024	Total 2023-2024	Cum. Total	% of Total	Cum. %
	No.	No.	No.	No.	No.	No.	No.	No.	No.	No.	No.	No.	No.	No.	No.	No.	No.	No.	No.	No.	No.	No.	No.	No.	No.	No.				
Battambang	0	0	0	0	2	0	0	1	1	0	0	2	6	0	1	2	0	0	0	0	0	0	0	0	0	3	9	9	14.5	15
Oddar Meanchey	0	1	1	0	1	0	0	1	0	0	1	0	5	0	0	3	1	0	0	0	0	0	0	0	0	4	9	18	14.5	29
Banteay Meanchey	0	0	0	0	3	0	1	0	0	1	0	0	5	0	2	0	0	1	0	0	0	0	0	0	0	3	8	26	12.9	42
Mondol Kiri	0	0	0	0	0	0	0	0	0	0	0	0	0	0	0	0	6	0	0	0	0	0	0	0	0	6	6	32	9.7	52
Kampong Chhnang	0	0	0	0	1	0	0	0	0	0	0	0	1	0	0	0	0	4	0	0	0	0	0	0	0	4	5	37	8.1	60
Kampong Thom	1	0	0	0	0	0	0	0	0	0	0	0	1	0	0	0	4	0	0	0	0	0	0	0	0	4	5	42	8.1	68
Rotanak Kiri	0	3	0	0	0	0	0	1	0	0	0	0	4	0	0	0	0	0	0	0	0	0	0	0	0	0	4	46	6.5	74
Preah Vihear	1	0	0	0	0	0	1	0	0	0	0	0	2	0	0	0	0	2	0	0	0	0	0	0	0	2	4	50	6.5	81
Pursat	0	1	0	0	0	0	0	0	0	0	0	0	1	3	0	0	0	0	0	0	0	0	0	0	0	3	4	54	6.5	87
Tboung Khmum	0	0	0	0	0	2	0	0	0	1	0	0	3	0	0	0	0	0	0	0	0	0	0	0	0	0	3	57	4.8	92
Siemreap	0	0	2	0	0	0	0	0	0	0	0	0	2	0	0	0	0	0	0	0	0	0	0	0	0	0	2	59	3.2	95
Takeo	1	0	0	0	0	0	0	0	0	0	0	0	1	0	0	0	0	0	0	0	0	0	0	0	0	0	1	60	1.6	97
Kratie	0	0	1	0	0	0	0	0	0	0	0	0	1	0	0	0	0	0	0	0	0	0	0	0	0	0	1	61	1.6	98
Preah Sihanouk	0	0	0	0	0	0	0	0	0	0	0	0	0	0	0	0	1	0	0	0	0	0	0	0	0	1	1	62	1.6	100
Kampot	0	0	0	0	0	0	0	0	0	0	0	0	0	0	0	0	0	0	0	0	0	0	0	0	0	0	0	62	0	100
Kampong Speu	0	0	0	0	0	0	0	0	0	0	0	0	0	0	0	0	0	0	0	0	0	0	0	0	0	0	0	62	0	100
Kampong Cham	0	0	0	0	0	0	0	0	0	0	0	0	0	0	0	0	0	0	0	0	0	0	0	0	0	0	0	62	0	100
Kandal	0	0	0	0	0	0	0	0	0	0	0	0	0	0	0	0	0	0	0	0	0	0	0	0	0	0	0	62	0	100
Koh Kong	0	0	0	0	0	0	0	0	0	0	0	0	0	0	0	0	0	0	0	0	0	0	0	0	0	0	0	62	0	100
Prey Veng	0	0	0	0	0	0	0	0	0	0	0	0	0	0	0	0	0	0	0	0	0	0	0	0	0	0	0	62	0	100
Stung Treng	0	0	0	0	0	0	0	0	0	0	0	0	0	0	0	0	0	0	0	0	0	0	0	0	0	0	0	62	0	100
Svay Rieng	0	0	0	0	0	0	0	0	0	0	0	0	0	0	0	0	0	0	0	0	0	0	0	0	0	0	0	62	0	100
Kep	0	0	0	0	0	0	0	0	0	0	0	0	0	0	0	0	0	0	0	0	0	0	0	0	0	0	0	62	0	100
Pailin	0	0	0	0	0	0	0	0	0	0	0	0	0	0	0	0	0	0	0	0	0	0	0	0	0	0	0	62	0	100
Phnom Penh	0	0	0	0	0	0	0	0	0	0	0	0	0	0	0	0	0	0	0	0	0	0	0	0	0	0	0	62	0	100
<b>TOTAL</b>	<b>3</b>	<b>5</b>	<b>4</b>	<b>0</b>	<b>7</b>	<b>2</b>	<b>2</b>	<b>3</b>	<b>1</b>	<b>2</b>	<b>1</b>	<b>2</b>	<b>32</b>	<b>3</b>	<b>3</b>	<b>5</b>	<b>12</b>	<b>7</b>	<b>0</b>	<b>0</b>	<b>0</b>	<b>0</b>	<b>0</b>	<b>0</b>	<b>0</b>	<b>30</b>	<b>62</b>			

Explosive Ordnance Casualties by Province for 2023-2024



## 5 Most Affected Provinces for Explosive Ordnance Casualties

### Ranked by Total Casualties

Jan2023 - May2024

Rank	Province	Mine Casualties	ERW Casualties	Total Casualties	Cumulative Total
1	Battambang	7	2	9	9
2	Oddar Meanchey	8	1	9	18
3	Banteay Meanchey	6	2	8	26
4	Mondol Kiri	0	6	6	32
5	Kampong Chhnang	0	5	5	37

## 10 Most Affected Districts for Explosive Ordnance Casualties

### Ranked by Total Casualties

Jan2023 - May2024

Rank	District	Province	Mine Casualties	ERW Casualties	Total Casualties	Cumulative Total
1	Saen Monourom	Mondol Kiri	0	6	6	6
2	Anlong Veang	Oddar Meanchey	5	1	6	12
3	Samlout	Battambang	5	0	5	17
4	Baribour	Kampong Chhnang	0	4	4	21
5	Stoung	Kampong Thom	0	4	4	25
6	Choam Khsant	Preah Vihear	4	0	4	29
7	Veal Veang	Pursat	4	0	4	33
8	Ou Ya Dav	Rotanak Kiri	1	3	4	37
9	Ou Chrov	Banteay Meanchey	3	0	3	40
10	Thma Puok	Banteay Meanchey	3	0	3	43

## 10 Most Affected Communes for Explosive Ordnance Casualties

### Ranked by Total Casualties

Jan2023 - May2024

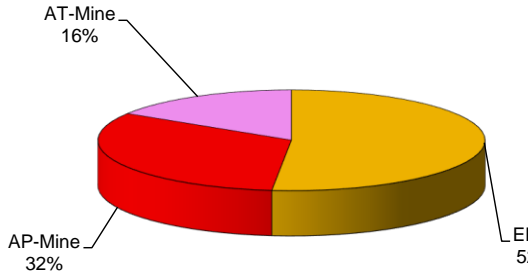
Rank	Commune	District	Province	Mine Casualties	ERW Casualties	Total Casualties	Cum. Total
1	Romonea	Saen Monourom	Mondol Kiri	0	6	6	6
2	Trapeang Prei	Anlong Veang	Oddar Meanchey	5	1	6	12
3	Chhnok Tru	Baribour	Kampong Chhnang	0	4	4	16
4	Rung Roeang	Stoung	Kampong Thom	0	4	4	20
5	Thma Da	Veal Veang	Pursat	3	0	3	23
6	Ou Bei Choan	Ou Chrov	Banteay Meanchey	3	0	3	26
7	Kouk Romiet	Thma Puok	Banteay Meanchey	3	0	3	29
8	Ya Tung	Ou Ya Dav	Rotanak Kiri	0	3	3	32
9	Ta Taok	Samlout	Battambang	2	0	2	34
10	Kouk Srok	Dambae	Tboung Khmum	0	2	2	36

## OVERVIEW OF EXPLOSIVE ORDNANCE ACCIDENTS

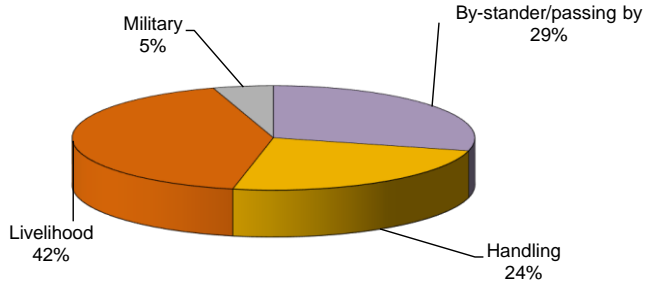
Jan2023 - May2024

Total Number of Casualties during Reporting Period: 62

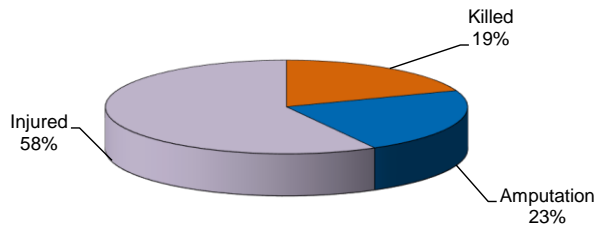
**Explosive Ordnance Distribution**



**Cause of Casualty**

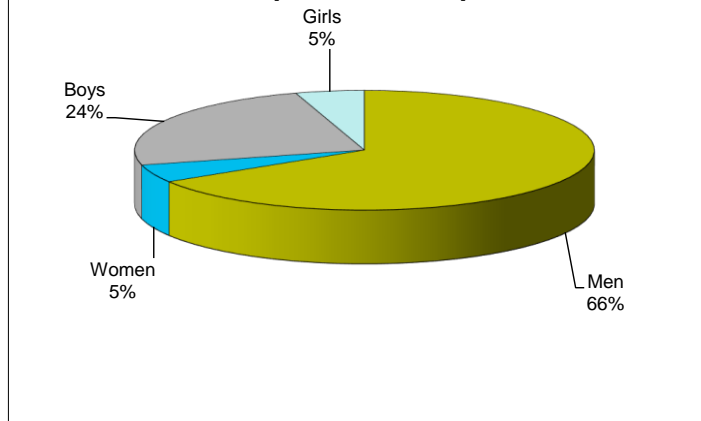


**Casualty Types**

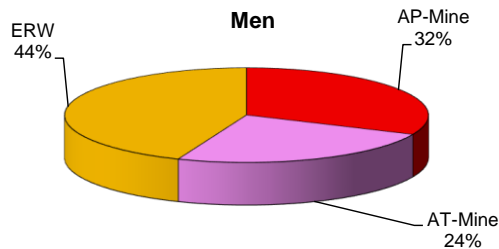


### EXPLOSIVE ORDNANCE ACCIDENT OVERVIEW

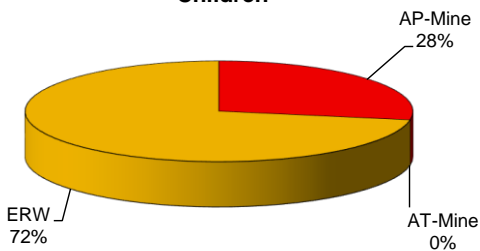
**Population Groups**



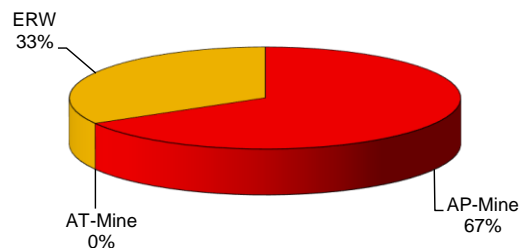
**Men**



**Children**



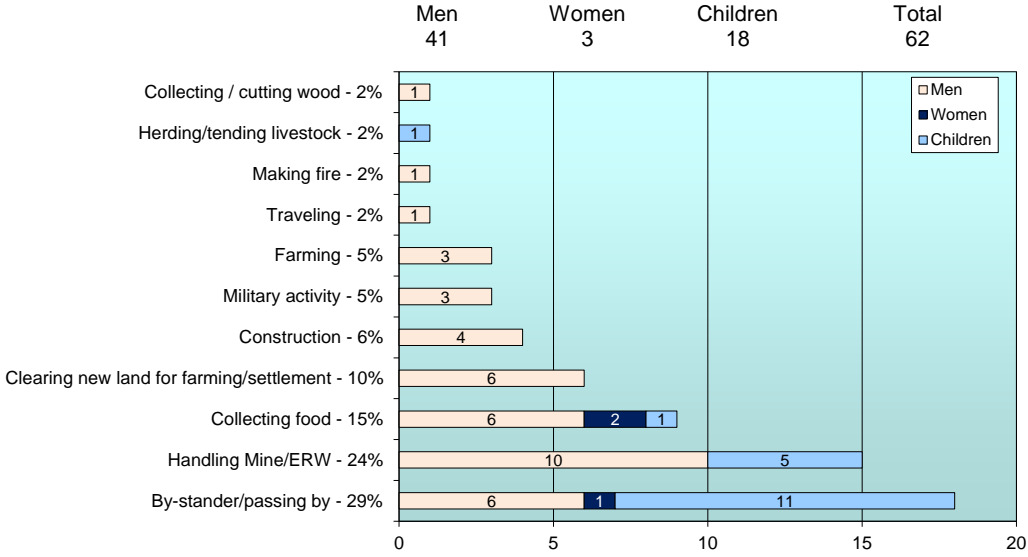
**Women**



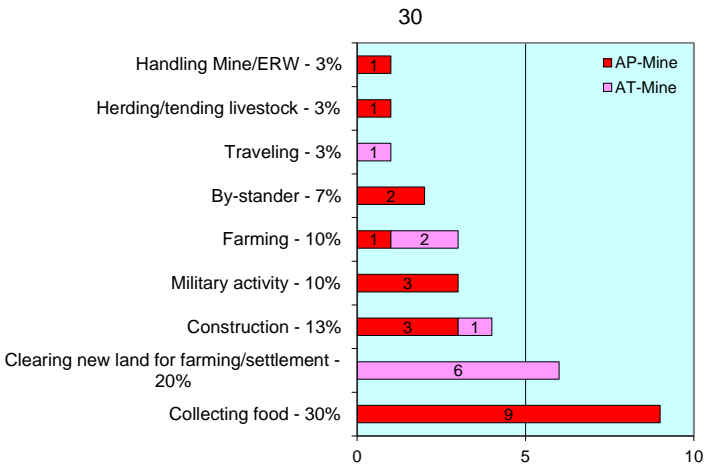
Jan2023 - May2024

Number of accidents during Reporting Period: **62**

**Cause of Accident by Total Population Group**



**Activities - Mines**

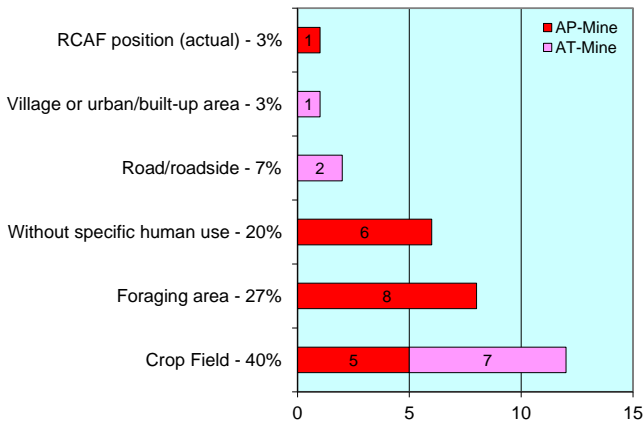


**Activities - ERW**



**Explosive Ordnance Accidents by Terrain Type**

**Terrain - Mines**



**Terrain - ERW**

