



អង្គការមីន  
C.M.A.A

**CAMBODIA MINE/ERW VICTIM INFORMATION SYSTEM**

**MONTHLY REPORT  
ON  
EXPLOSIVE ORDNANCE ACCIDENTS  
FOR AUGUST 2025**

## Background

The Cambodia Mine/ERW Victim Information System (CMVIS) was established in 1994 by the Cambodian Red Cross with technical and financial support from Handicap International Belgium and UNICEF to provide systematic collection, analysis, interpretation, and dissemination of information about civilian and military casualties of landmines, unexploded ordnance, and other explosive remnants of war in Cambodia.

By the end of 2009, CMVIS had been fully transferred from the Cambodian Red Cross to the Cambodian Mine Action and Victim Assistance Authority, assuming full management responsibility.

### Explosive Ordnance (EO) Accident and Casualty Information

#### 1- Total Casualties reported from January 1979 to August 2025

From January 1979 to August 2025, a total of **65120 EO casualties** were recorded by CMVIS officers. All of the 65120 EO casualties:

- 51223 (79%) were mine casualties, and 13897 (21%) were ERW casualties.
- 19844 (30%) people were killed, 36177 (56%) people were injured, and 9099 (14%) people were amputated.
- 52729 (81%) casualties were men, 6128 (9%) casualties were boys (age<18), 4800 (8%) casualties were women, 1400 (2%) casualties were girls (age<18), and 63 (0%) casualties were unknowns.

#### 2- Accident Summary from January to August 2025

Between January and August 2025, a total of 25 explosive ordnance (EO) incidents were provisionally recorded. This figure is similar to the accidents reported during the same period in 2024. Of the 25 incidents, 15 involved landmines and 10 involved explosive remnants of war (ERW).

#### 3- Casualty Summary for January to August 2025

From January to August 2025, a total of 34 explosive ordnance (EO) casualties were provisionally recorded, representing a 11% decrease compared to the 38 casualties reported during the same period in 2024.

All of the 34 EO casualties:

- 17 people were mine casualties, and 17 people were ERW casualties.
- 10 people were killed, 21 people were injured, and 3 people were amputated.
- 24 casualties were men, 5 casualties were boys (age<18), 3 casualties were women, and 2 casualties were girls (age<18).

#### 4- Accident Summary for August 2025

In August 2025, 1 EO accident occurred in Battambang province, similar to the EO accident reported in August 2024.

##### Information about the EO accident in August 2025

- 1 ERW accident happened in the village.

#### 5- Casualty Summary for August 2025

In August 2025, there were **3 EO casualties**. The figure increased by 200% from the 1 casualty reported in August 2024. Of the 3 EO casualties:

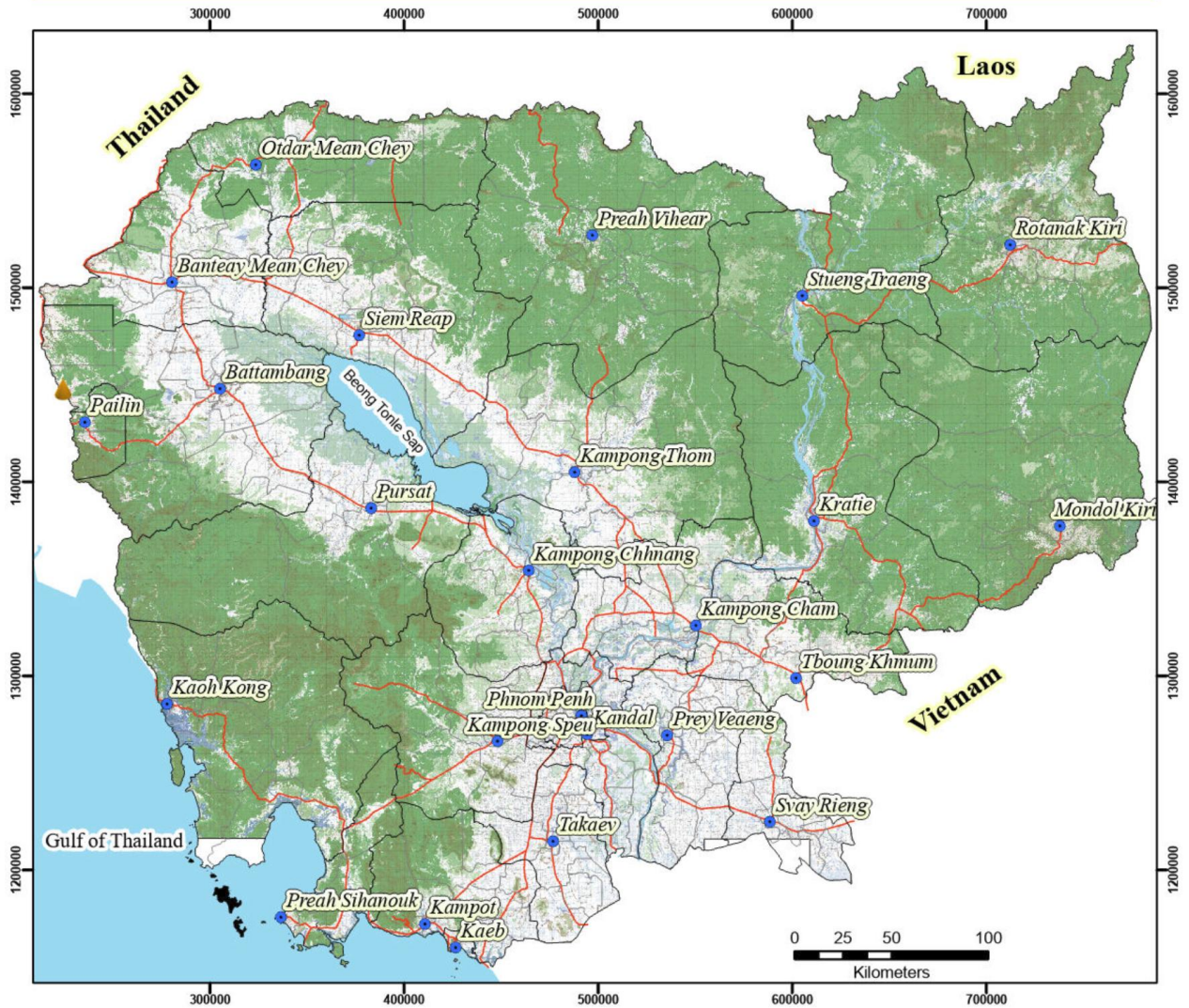
- The accident, which ERW caused, resulted in 3 casualties. The injured individuals included 1 man, 1 girl, and 1 woman.
- The incident involved several activities: 2 casualties were caused by tampering with the ERW, and 1 casualty was a bystander.

#### 6- Impact of accident area for the period of January 2024 to August 2025 (83 casualties)

- 05 most affected provinces represent **58%** of the total casualties.
- 10 of the districts most affected represent **66%** of total casualties.
- 10 more affected communes represent **53%** of total casualties.

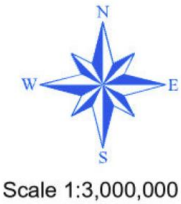
For detailed information, please see page 6.

**Explosive Ordnance Accident location in August 2025**  
Accident: 1 case, Casualty: 3 people.



**Legend**

- ERW accident
- Province Centers
- Province Boundary
- District Boundary
- Water surface
- National Road



Produced by CMVIS, Sep 2025

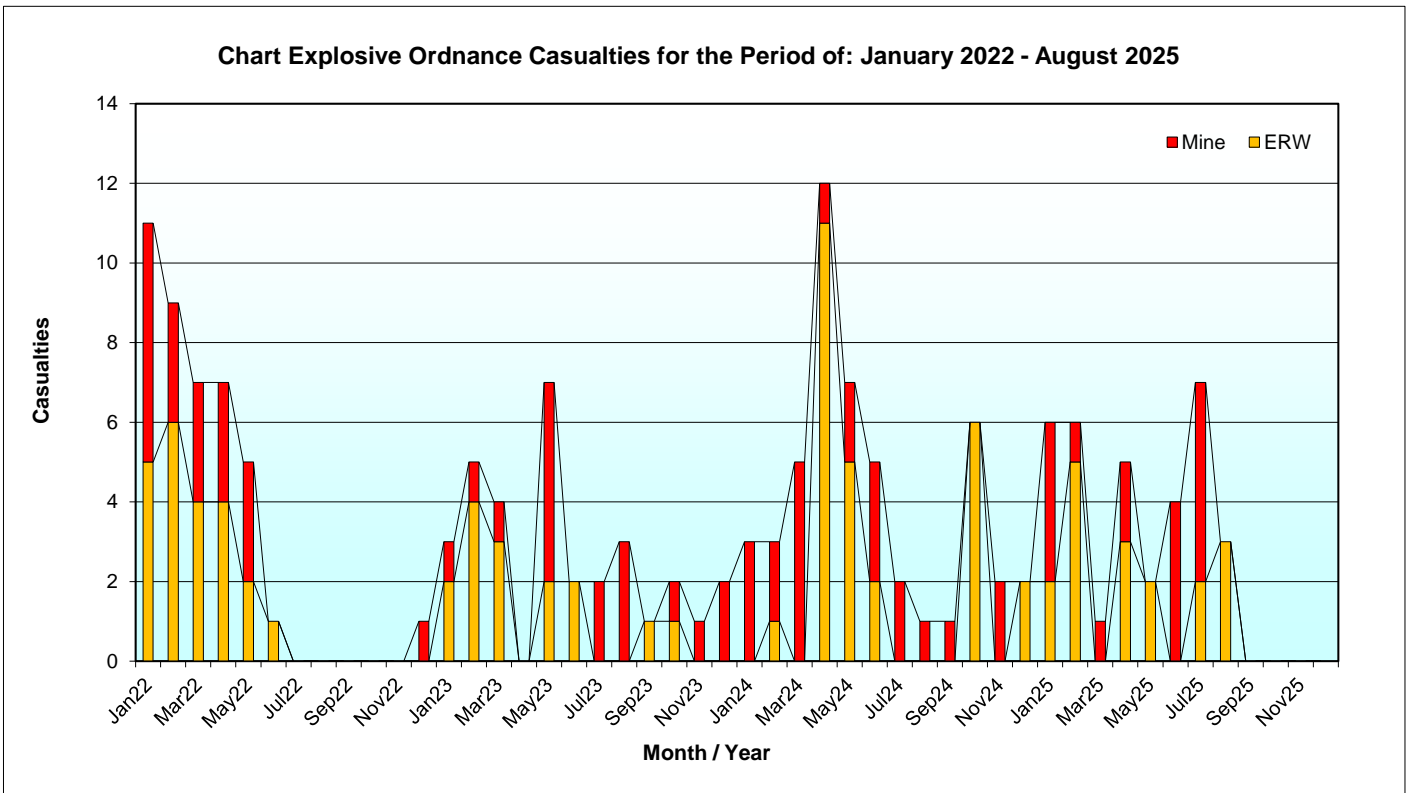
**Further analysis** and detailed information on EO casualties and accidents are available upon request, including risk map production and village-level data. For customized reports tailored to your organization’s needs, don’t hesitate to get in touch with the CMVIS office at: [ketya@cmaa.gov.kh](mailto:ketya@cmaa.gov.kh).

## Casualty Trend

### Report Explosive Ordnance Casualties for the Period of: January 2022 - August 2025

Year	Casualties by Month												Total
	Jan	Feb	Mar	April	May	Jun	July	Aug	Sept	Oct	Nov	Dec	
<b>2022</b>	11	9	7	7	5	1	0	0	0	0	0	1	41
<i>Running Total 2022</i>	11	20	27	34	39	40	40	40	40	40	40	41	
<b>2023</b>	3	5	4	0	7	2	2	3	1	2	1	2	32
<i>Running Total 2023</i>	3	8	12	12	19	21	23	26	27	29	30	32	
% change 2022 to 2023	-73	-60	-56	-65	-51	-48	-43	-35	-33	-28	-25	-22	
<b>2024</b>	3	3	5	12	7	5	2	1	1	6	2	2	49
monthly change +/- from 2023	0	-2	1	12	0	3	0	-2	0	4	1	0	
monthly change % from 2023	0	-40	25	100	0	150	0	-67	0	200	100	0	
<i>Running Total 2024</i>	3	6	11	23	30	35	37	38	39	45	47	49	
% change 2023 to 2024	0	-25	-8	92	58	67	61	46	44	55	57	53	
<b>2025</b>	6	6	1	5	2	4	7	3					34
monthly change +/- from 2024	3	3	-4	-7	-5	-1	5	2					
monthly change % from 2024	100	100	-80	-58	-71	-20	250	200					
<i>Running Total 2025</i>	6	12	13	18	20	24	31	34					
% change 2024 to 2025	100	100	18	-22	-33	-31	-16	-11					

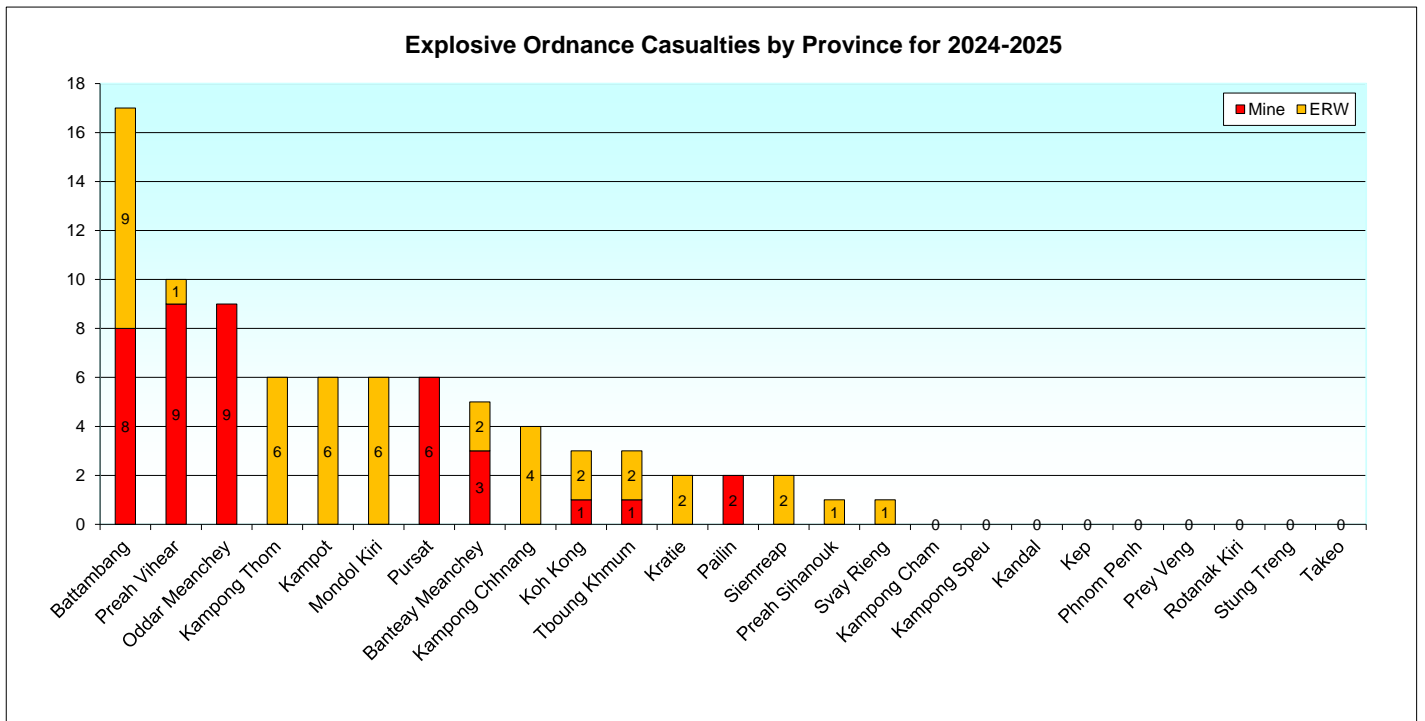
Note: Casualty figures for prior months are continually updated and verified as a part of the on-going data collection process.



### Monthly Explosive Ordnance Accident Casualties: Jan 2024 - Aug 2025

Provinces ranked by Total Explosive Ordnance Casualties for 2024 - 2025

Province	Jan-24	Feb-24	Mar-24	Apr-24	May-24	Jun-24	Jul-24	Aug-24	Sep-24	Oct-24	Nov-24	Dec-24	Total 2024	Jan-25	Feb-25	Mar-25	Apr-25	May-25	Jun-25	Jul-25	Aug-25	Sep-25	Oct-25	Nov-25	Dec-25	Total 2025	Cum. Total	% of Total	Cum. %	
	No.	No.	No.	No.	No.	No.	No.	No.	No.	No.	No.	No.	No.	No.	No.	No.	No.	No.	No.	No.	No.	No.	No.	No.	No.	No.				
Battambang	0	1	2	0	0	0	0	1	0	0	1	0	5	3	0	0	3	0	0	3	3	0	0	0	0	12	17	17	20.5	20
Preah Vihear	0	0	0	0	2	2	0	0	0	0	0	0	4	0	0	1	0	0	1	4	0	0	0	0	0	6	10	27	12	33
Oddar Meanchey	0	0	3	1	0	0	0	0	0	0	1	0	5	2	0	1	0	1	0	0	0	0	0	0	0	4	9	36	10.8	43
Pursat	3	0	0	0	0	1	0	0	0	0	0	0	4	0	1	0	0	0	1	0	0	0	0	0	0	2	6	42	7.2	51
Mondol Kiri	0	0	0	6	0	0	0	0	0	0	0	0	6	0	0	0	0	0	0	0	0	0	0	0	0	0	6	48	7.2	58
Kampong Thom	0	0	0	4	0	0	0	0	0	0	0	0	4	0	2	0	0	0	0	0	0	0	0	0	0	2	6	54	7.2	65
Kampot	0	0	0	0	0	0	0	0	0	6	0	0	6	0	0	0	0	0	0	0	0	0	0	0	0	0	6	60	7.2	72
Banteay Meanchey	0	2	0	0	1	1	0	0	1	0	0	0	5	0	0	0	0	0	0	0	0	0	0	0	0	0	5	65	6	78
Kampong Chhnang	0	0	0	0	4	0	0	0	0	0	0	0	4	0	0	0	0	0	0	0	0	0	0	0	0	0	4	69	4.8	83
Koh Kong	0	0	0	0	0	0	0	0	0	0	0	2	2	0	0	0	1	0	0	0	0	0	0	0	0	1	3	72	3.6	87
Tboung Khmum	0	0	0	0	0	1	1	0	0	0	0	0	2	0	1	0	0	0	0	0	0	0	0	0	0	1	3	75	3.6	90
Kratie	0	0	0	0	0	0	0	0	0	0	0	0	0	1	0	0	0	1	0	0	0	0	0	0	0	2	2	77	2.4	93
Siemreap	0	0	0	0	0	0	0	0	0	0	0	0	0	2	0	0	0	0	0	0	0	0	0	0	0	2	2	79	2.4	95
Pailin	0	0	0	0	0	0	1	0	0	0	0	0	1	0	0	0	0	1	0	0	0	0	0	0	0	1	2	81	2.4	98
Preah Sihanouk	0	0	0	1	0	0	0	0	0	0	0	0	1	0	0	0	0	0	0	0	0	0	0	0	0	0	1	82	1.2	99
Svay Rieng	0	0	0	0	0	0	0	0	0	0	0	0	0	0	0	0	1	0	0	0	0	0	0	0	0	1	1	83	1.2	100
Kampong Cham	0	0	0	0	0	0	0	0	0	0	0	0	0	0	0	0	0	0	0	0	0	0	0	0	0	0	0	83	0	100
Kampong Speu	0	0	0	0	0	0	0	0	0	0	0	0	0	0	0	0	0	0	0	0	0	0	0	0	0	0	0	83	0	100
Kandal	0	0	0	0	0	0	0	0	0	0	0	0	0	0	0	0	0	0	0	0	0	0	0	0	0	0	0	83	0	100
Prey Veng	0	0	0	0	0	0	0	0	0	0	0	0	0	0	0	0	0	0	0	0	0	0	0	0	0	0	0	83	0	100
Rotanak Kiri	0	0	0	0	0	0	0	0	0	0	0	0	0	0	0	0	0	0	0	0	0	0	0	0	0	0	0	83	0	100
Stung Treng	0	0	0	0	0	0	0	0	0	0	0	0	0	0	0	0	0	0	0	0	0	0	0	0	0	0	0	83	0	100
Takeo	0	0	0	0	0	0	0	0	0	0	0	0	0	0	0	0	0	0	0	0	0	0	0	0	0	0	0	83	0	100
Kep	0	0	0	0	0	0	0	0	0	0	0	0	0	0	0	0	0	0	0	0	0	0	0	0	0	0	0	83	0	100
Phnom Penh	0	0	0	0	0	0	0	0	0	0	0	0	0	0	0	0	0	0	0	0	0	0	0	0	0	0	0	83	0	100
<b>TOTAL</b>	<b>3</b>	<b>3</b>	<b>5</b>	<b>12</b>	<b>7</b>	<b>5</b>	<b>2</b>	<b>1</b>	<b>1</b>	<b>6</b>	<b>2</b>	<b>2</b>	<b>49</b>	<b>6</b>	<b>6</b>	<b>1</b>	<b>5</b>	<b>2</b>	<b>4</b>	<b>7</b>	<b>3</b>	<b>0</b>	<b>0</b>	<b>0</b>	<b>0</b>	<b>34</b>	<b>83</b>			



**5 Most Affected Provinces for Explosive Ordnance Casualties**  
**Ranked by Total Casualties**

Jan2024 - Aug2025

Rank	Province	Mine Casualties	ERW Casualties	Total Casualties	Cumulative Total
1	Battambang	8	9	17	17
2	Preah Vihear	9	1	10	27
3	Oddar Meanchey	9	0	9	36
4	Kampong Thom	0	6	6	42
5	Mondol Kiri	0	6	6	48

**10 Most Affected Districts for Explosive Ordnance Casualties**  
**Ranked by Total Casualties**

Jan2024 - Aug2025

Rank	District	Province	Mine Casualties	ERW Casualties	Total Casualties	Cumulative Total
1	Choam Khsant	Preah Vihear	9	1	10	10
2	Samlout	Battambang	3	3	6	16
3	Stoung	Kampong Thom	0	6	6	22
4	Veal Veang	Pursat	6	0	6	28
5	Saen Monourom	Mondol Kiri	0	6	6	34
6	Banteay Meas	Kampot	0	6	6	40
7	Baribour	Kampong Chhnang	0	4	4	44
8	Rotanak Mondol	Battambang	3	1	4	48
9	Trapeang Prasat	Oddar Meanchey	4	0	4	52
10	Banan	Battambang	0	3	3	55

**10 Most Affected Communes for Explosive Ordnance Casualties**  
**Ranked by Total Casualties**

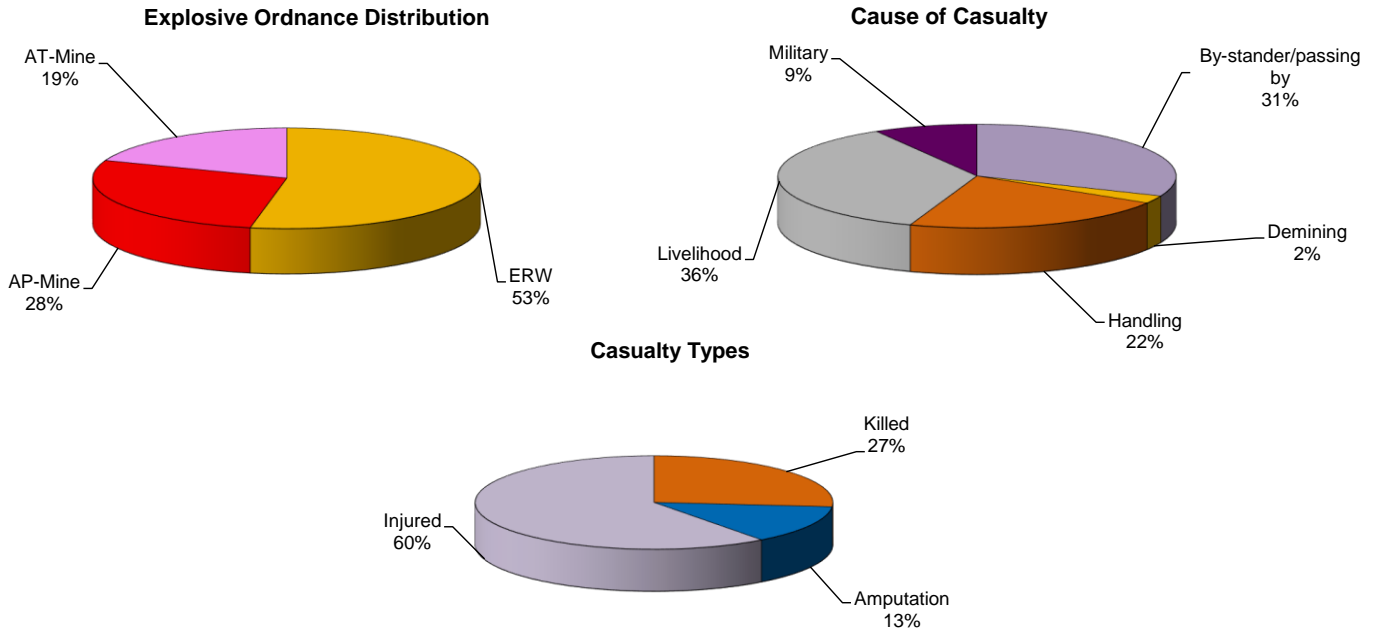
Jan2024 - Aug2025

Rank	Commune	District	Province	Mine Casualties	ERW Casualties	Total Casualties	Cum. Total
1	Thma Da	Veal Veang	Pursat	6	0	6	6
2	Morokot	Choam Khsant	Preah Vihear	5	1	6	12
3	Romonea	Saen Monourom	Mondol Kiri	0	6	6	18
4	Tuk Meas Khang Lech	Banteay Meas	Kampot	0	6	6	24
5	Rung Roeang	Stoung	Kampong Thom	0	4	4	28
6	Chhnok Tru	Baribour	Kampong Chhnang	0	4	4	32
7	Bak Khlang	Mondol Seima	Koh Kong	1	2	3	35
8	Chaeng Mean Chey	Banan	Battambang	0	3	3	38
9	Trapeang Prei	Anlong Veang	Oddar Meanchey	3	0	3	41
10	Ou Samrel	Samlout	Battambang	0	3	3	44

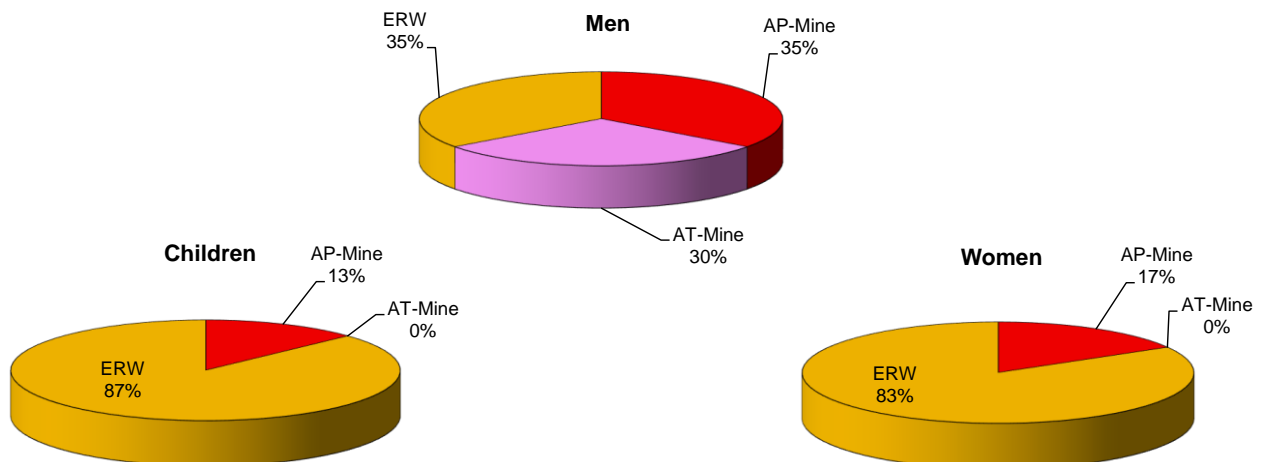
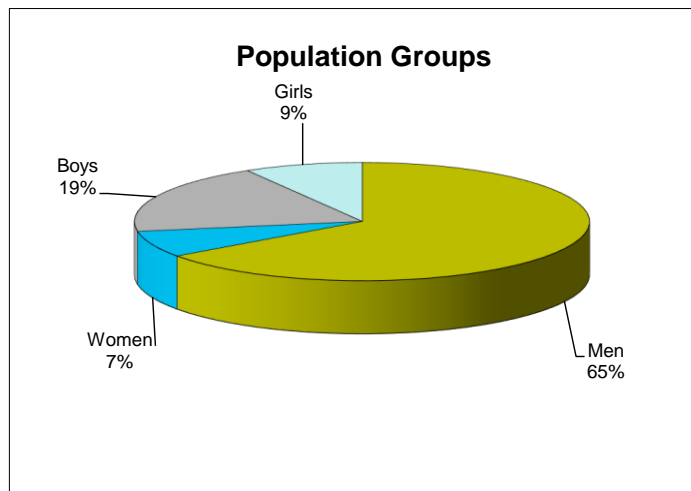
## OVERVIEW OF EXPLOSIVE ORDNANCE ACCIDENTS

Jan 2024 - Aug 2025

Total Number of Casualties during Reporting Period: 83



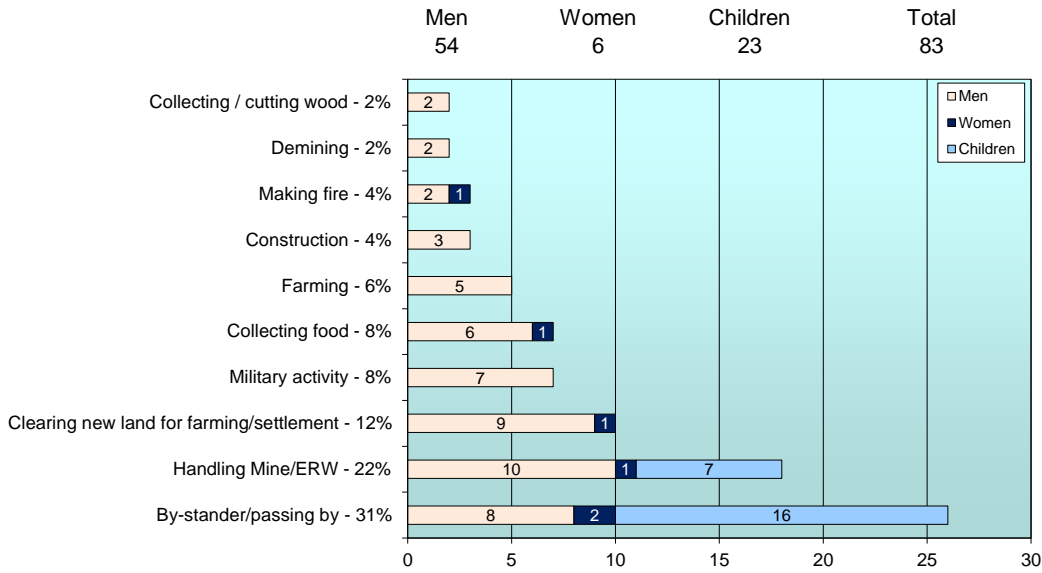
### EXPLOSIVE ORDNANCE ACCIDENT OVERVIEW



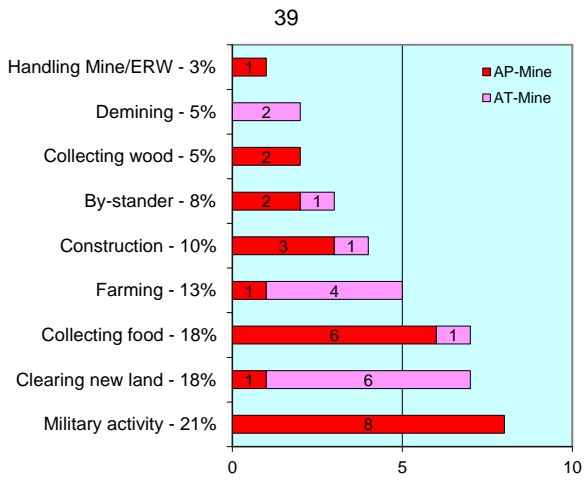
Jan 2024 - Aug 2025

Number of accidents during Reporting Period: **83**

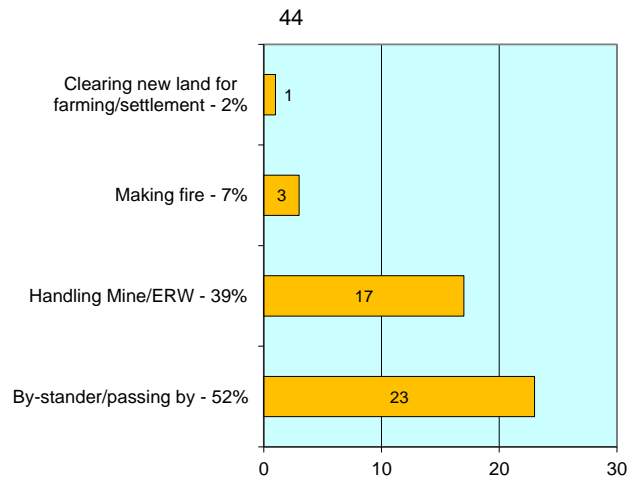
**Cause of Accident by Total Population Group**



**Activities - Mines**

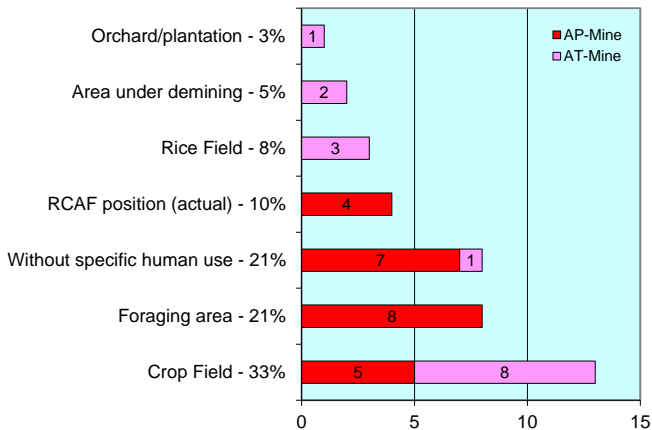


**Activities - ERW**



**Explosive Ordnance Accidents by Terrain Type**

**Terrain - Mines**



**Terrain - ERW**

