



អង្គការមីន
C.M.A.A

CAMBODIA MINE/ERW VICTIM INFORMATION SYSTEM

**MONTHLY REPORT
ON
EXPLOSIVE ORDNANCE ACCIDENTS
FOR AUGUST 2024**

Background

The Cambodia Mine/ERW Victim Information System (CMVIS) was established in 1994 by the Cambodian Red Cross with technical and financial support from Handicap International Belgium and UNICEF to provide systematic collection, analysis, interpretation, and dissemination of information about civilian and military casualties of landmines, unexploded ordnance, and other explosive remnants of war in Cambodia.

By the end of 2009, CMVIS was completely handed over from the Cambodian Red Cross to the Cambodian Mine Action and Victim Assistance Authority for full management responsibility.

Explosive Ordnance (EO) Accident and Casualty Information

1- Total Casualties reported from January 1979 to August 2024

From January 1979 to August 2024, a total of **65075 EO casualties** were recorded by CMVIS officials. All of the 65075 EO casualties:

- 51203 (79%) were mine casualties, and 13872 (21%) were ERW casualties.
- 19832 (30%) people were killed, 36148 (56%) people were injured, and 9095 (14%) people were amputated.
- 52699 (81%) casualties were men, 6121 (9%) casualties were boys (age<18), 4796 (8%) casualties were women, 1396 (2%) casualties were girls (age<18), and 63 (0%) casualties were unknowns.

2- Accident Summary from January to August 2024

From January to August 2024, 25 EO accidents were provisionally recorded. This figure is a decreased 4% compare with the 26 EO accidents reported in the same period of 2023. Of the 25 EO accidents, 16 were mine and 9 were ERW accidents.

3- Casualty Summary for January to August 2024

From January to August 2024, 38 EO casualties were provisionally recorded. This figure represents an increase of 46% compared with the 26 EO casualties reported in the same period of 2023.

All of the 38 EO casualties:

- 19 people were mine casualties, and 19 people were ERW casualties.
- 10 people were killed, 21 people were injured, and 7 people were amputated.
- 24 casualties were men, 9 casualties were boys (age<18), 2 casualties were women, and 3 casualties were girls (age<18).

4- Accident Summary for August 2024

In August 2024, 1 EO accident occurred in Battambang province. The figure is a decrease of 67% compared with the 3 accident reported in August 2023.

Information about the EO accident in August 2024

- o 1 accident caused by mine happened in a ricefield area.

5- Casualty Summary for August 2024

In August 2024, there were **1 EO casualty**. The figure is a decrease of 67% compared with the 3 casualties reported in August 2023. Of the 1 EO casualty:

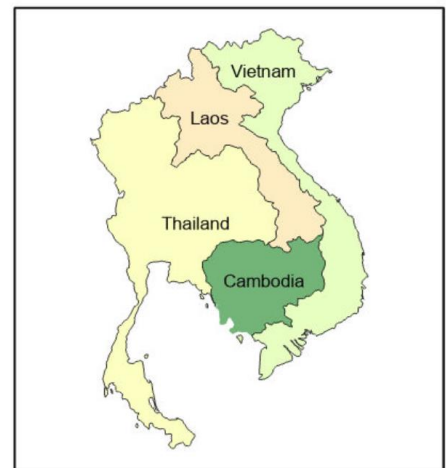
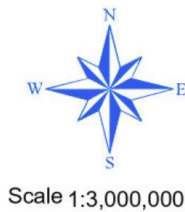
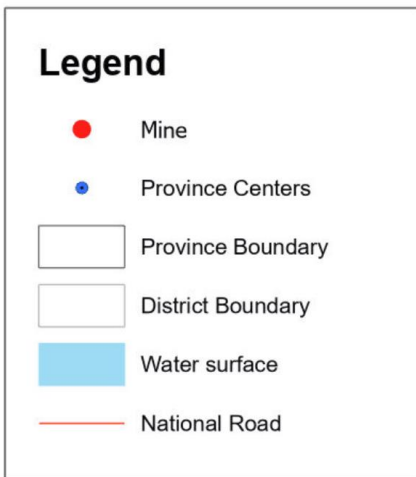
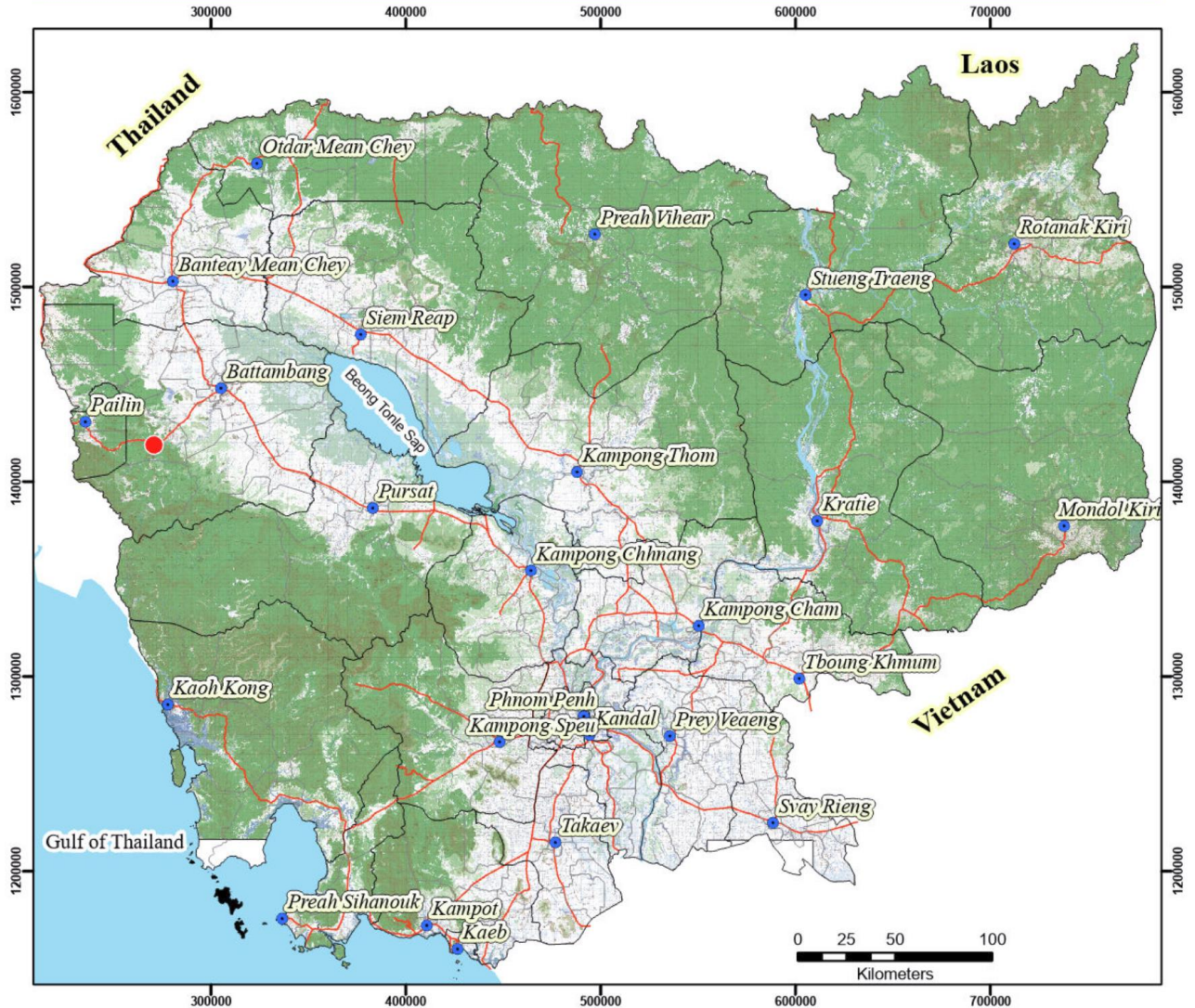
- 1 casualty was a man who was killed by mine accident.
- The activity at the time of the accident was as follows: Clearing land for agriculture, which accounted for 1 casualty.

6- Impact of accident area for the period of January 2023 to August 2024 (70 casualties)

- 05 most affected provinces represent **57%** of total casualties.
- 10 most affected districts represent **66%** of total casualties.
- 10 most affected communes represent **53%** of total casualties.

For detailed information, please see on page 6.

Explosive Ordnance Accident location in August 2024
Accident: 1 case, Casualty: 1 person



Produced by CMVIS, Sep 2024

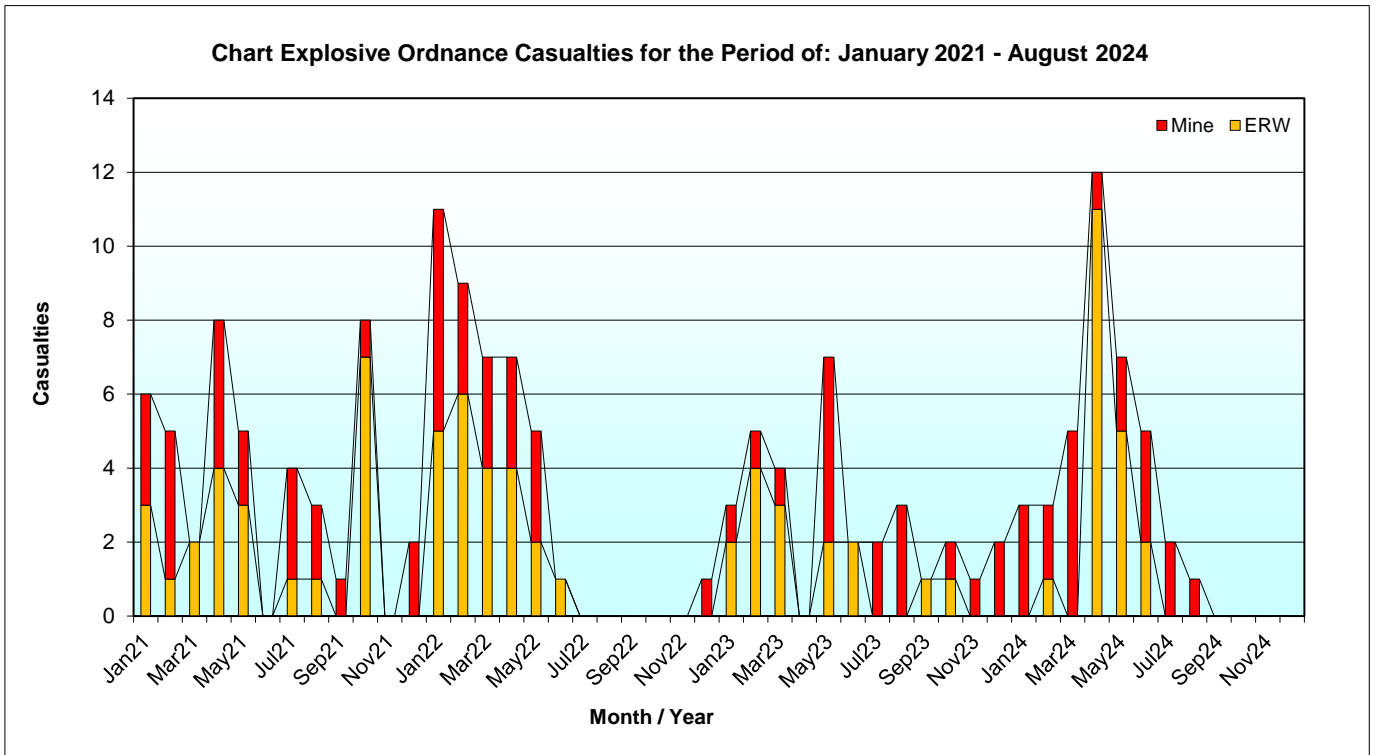
Further analysis and detailed EO casualty/accident information are available on request, including the production of risk maps and the provision of village-level data. For customized reports more suited to your organization's needs, contact the CMVIS office: ketya@cmaa.gov.kh

Casualty Trend

Report Explosive Ordnance Casualties for the Period of: January 2021 - August 2024

Year	Casualties by Month												Total
	Jan	Feb	Mar	April	May	Jun	July	Aug	Sept	Oct	Nov	Dec	
2021	6	5	2	8	5	0	4	3	1	8	0	2	44
<i>Running Total 2021</i>	6	11	13	21	26	26	30	33	34	42	42	44	
2022	11	9	7	7	5	1	0	0	0	0	0	1	41
<i>Running Total 2022</i>	11	20	27	34	39	40	40	40	40	40	40	41	
% change 2021 to 2022	83	82	108	62	50	54	33	21	18	-5	-5	-7	
2023	3	5	4	0	7	2	2	3	1	2	1	2	32
monthly change +/- from 2022	-8	-4	-3	-7	2	1	2	3	1	2	1	1	
monthly change % from 2022	-73	-44	-43	-100	40	100	100	100	100	100	100	100	
<i>Running Total 2023</i>	3	8	12	12	19	21	23	26	27	29	30	32	
% change 2022 to 2023	-73	-60	-56	-65	-51	-48	-43	-35	-33	-28	-25	-22	
2024	3	3	5	12	7	5	2	1					38
monthly change +/- from 2023	0	-2	1	12	0	3	0	-2					
monthly change % from 2023	0	-40	25	100	0	150	0	-67					
<i>Running Total 2024</i>	3	6	11	23	30	35	37	38					
% change 2023 to 2024	0	-25	-8	92	58	67	61	46					

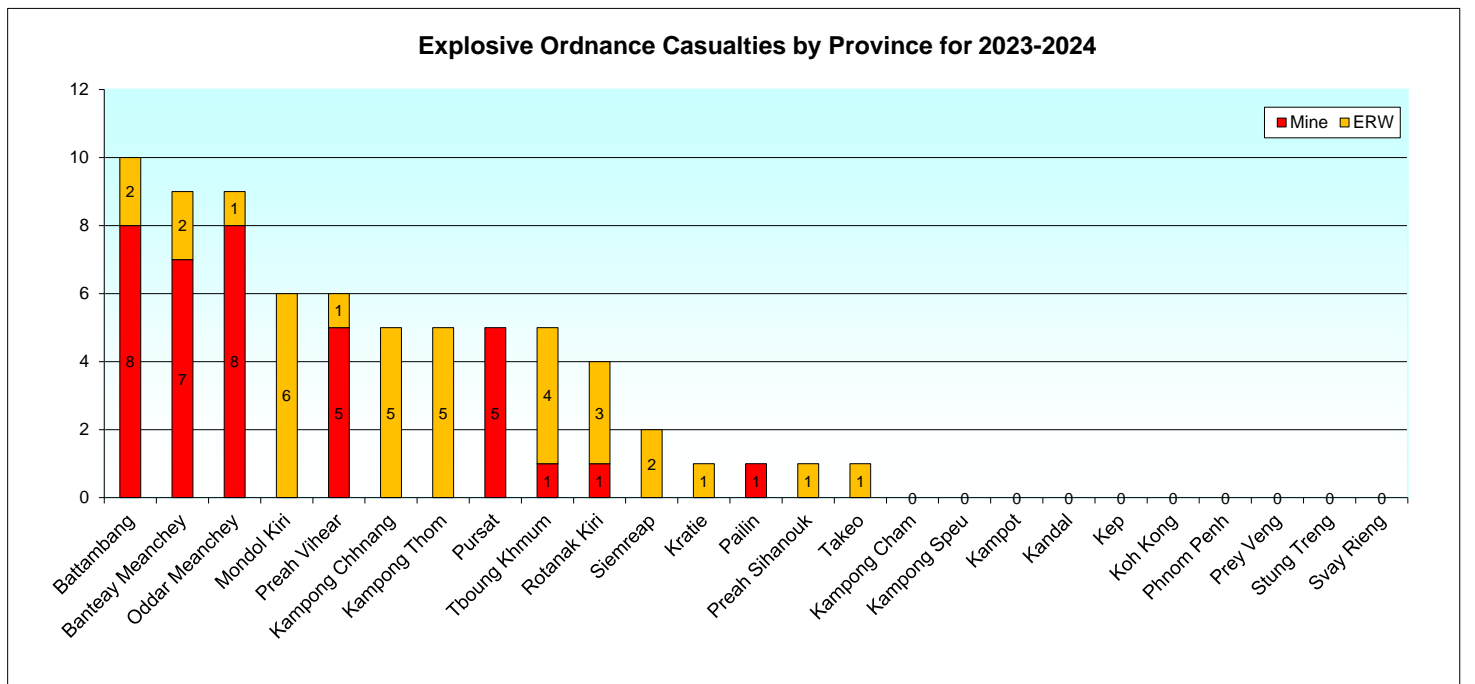
Note: Casualty figures for prior months are continually updated and verified as a part of the on-going data collection process.



Monthly Explosive Ordnance Accident Casualties: Jan 2023 - Aug 2024

Provinces ranked by Total Explosive Ordnance Casualties for 2023 - 2024

Province	Jan-23	Feb-23	Mar-23	Apr-23	May-23	Jun-23	Jul-23	Aug-23	Sep-23	Oct-23	Nov-23	Dec-23	Total 2023												Total 2024												Total 2023-2024	Cum. Total	% of Total	Cum. %
	No.	No.	No.	No.	No.	No.	No.	No.	No.	No.	No.	No.	No.	No.	No.	No.	No.	No.	No.	No.	No.	No.	No.	No.	No.	No.	No.	No.	No.	No.	No.	No.	No.							
Battambang	0	0	0	0	2	0	0	1	1	0	0	2	6	0	1	2	0	0	0	0	0	1	0	0	0	0	0	0	0	0	0	0	4	10	14.3	14				
Oddar Meanchey	0	1	1	0	1	0	0	1	0	0	1	0	5	0	0	3	1	0	0	0	0	0	0	0	0	0	0	0	0	0	0	0	4	9	19	12.9	27			
Banteay Meanchey	0	0	0	0	3	0	1	0	0	1	0	0	5	0	2	0	0	1	1	0	0	0	0	0	0	0	0	0	0	0	0	0	4	9	28	12.9	40			
Mondol Kiri	0	0	0	0	0	0	0	0	0	0	0	0	0	0	0	0	6	0	0	0	0	0	0	0	0	0	0	0	0	0	0	0	6	6	34	8.6	49			
Preah Vihear	1	0	0	0	0	0	1	0	0	0	0	0	2	0	0	0	0	2	2	0	0	0	0	0	0	0	0	0	0	0	0	0	4	6	40	8.6	57			
Pursat	0	1	0	0	0	0	0	0	0	0	0	0	1	3	0	0	0	0	0	1	0	0	0	0	0	0	0	0	0	0	0	0	4	5	45	7.1	64			
Kampong Thom	1	0	0	0	0	0	0	0	0	0	0	0	1	0	0	0	4	0	0	0	0	0	0	0	0	0	0	0	0	0	0	0	4	5	50	7.1	71			
Kampong Chhnang	0	0	0	0	1	0	0	0	0	0	0	0	1	0	0	0	0	4	0	0	0	0	0	0	0	0	0	0	0	0	0	0	4	5	55	7.1	79			
Tboung Khmum	0	0	0	0	0	2	0	0	0	1	0	0	3	0	0	0	0	0	1	1	0	0	0	0	0	0	0	0	0	0	0	0	2	5	60	7.1	86			
Rotanak Kiri	0	3	0	0	0	0	0	1	0	0	0	0	4	0	0	0	0	0	0	0	0	0	0	0	0	0	0	0	0	0	0	0	4	64	5.7	91				
Siemreap	0	0	2	0	0	0	0	0	0	0	0	0	2	0	0	0	0	0	0	0	0	0	0	0	0	0	0	0	0	0	0	0	2	66	2.9	94				
Preah Sihanouk	0	0	0	0	0	0	0	0	0	0	0	0	0	0	0	0	1	0	0	0	0	0	0	0	0	0	0	0	0	0	0	1	1	67	1.4	96				
Takeo	1	0	0	0	0	0	0	0	0	0	0	0	1	0	0	0	0	0	0	0	0	0	0	0	0	0	0	0	0	0	0	0	1	68	1.4	97				
Kratie	0	0	1	0	0	0	0	0	0	0	0	0	1	0	0	0	0	0	0	0	0	0	0	0	0	0	0	0	0	0	0	0	1	69	1.4	99				
Pailin	0	0	0	0	0	0	0	0	0	0	0	0	0	0	0	0	0	0	0	1	0	0	0	0	0	0	0	0	0	0	0	1	1	70	1.4	100				
Kampot	0	0	0	0	0	0	0	0	0	0	0	0	0	0	0	0	0	0	0	0	0	0	0	0	0	0	0	0	0	0	0	0	0	0	70	0	100			
Kampong Speu	0	0	0	0	0	0	0	0	0	0	0	0	0	0	0	0	0	0	0	0	0	0	0	0	0	0	0	0	0	0	0	0	0	0	70	0	100			
Kampong Cham	0	0	0	0	0	0	0	0	0	0	0	0	0	0	0	0	0	0	0	0	0	0	0	0	0	0	0	0	0	0	0	0	0	0	70	0	100			
Kandal	0	0	0	0	0	0	0	0	0	0	0	0	0	0	0	0	0	0	0	0	0	0	0	0	0	0	0	0	0	0	0	0	0	0	70	0	100			
Koh Kong	0	0	0	0	0	0	0	0	0	0	0	0	0	0	0	0	0	0	0	0	0	0	0	0	0	0	0	0	0	0	0	0	0	0	70	0	100			
Prey Veng	0	0	0	0	0	0	0	0	0	0	0	0	0	0	0	0	0	0	0	0	0	0	0	0	0	0	0	0	0	0	0	0	0	0	70	0	100			
Stung Treng	0	0	0	0	0	0	0	0	0	0	0	0	0	0	0	0	0	0	0	0	0	0	0	0	0	0	0	0	0	0	0	0	0	0	70	0	100			
Svay Rieng	0	0	0	0	0	0	0	0	0	0	0	0	0	0	0	0	0	0	0	0	0	0	0	0	0	0	0	0	0	0	0	0	0	0	70	0	100			
Kep	0	0	0	0	0	0	0	0	0	0	0	0	0	0	0	0	0	0	0	0	0	0	0	0	0	0	0	0	0	0	0	0	0	0	70	0	100			
Phnom Penh	0	0	0	0	0	0	0	0	0	0	0	0	0	0	0	0	0	0	0	0	0	0	0	0	0	0	0	0	0	0	0	0	0	0	70	0	100			
TOTAL	3	5	4	0	7	2	2	3	1	2	1	2	32	3	3	5	12	7	5	2	1	0	0	0	0	0	0	0	0	0	38	70								



5 Most Affected Provinces for Explosive Ordnance Casualties

Ranked by Total Casualties

Jan2023 - Aug2024

Rank	Province	Mine Casualties	ERW Casualties	Total Casualties	Cumulative Total
1	Battambang	8	2	10	10
2	Banteay Meanchey	7	2	9	19
3	Oddar Meanchey	8	1	9	28
4	Mondol Kiri	0	6	6	34
5	Preah Vihear	5	1	6	40

10 Most Affected Districts for Explosive Ordnance Casualties

Ranked by Total Casualties

Jan2023 - Aug2024

Rank	District	Province	Mine Casualties	ERW Casualties	Total Casualties	Cumulative Total
1	Choam Khsant	Preah Vihear	5	1	6	6
2	Saen Monourom	Mondol Kiri	0	6	6	12
3	Anlong Veang	Oddar Meanchey	5	1	6	18
4	Samlout	Battambang	5	0	5	23
5	Veal Veang	Pursat	5	0	5	28
6	Stoung	Kampong Thom	0	4	4	32
7	Ou Ya Dav	Rotanak Kiri	1	3	4	36
8	Baribour	Kampong Chhnang	0	4	4	40
9	Ou Chrov	Banteay Meanchey	3	0	3	43
10	Thma Puok	Banteay Meanchey	3	0	3	46

10 Most Affected Communes for Explosive Ordnance Casualties

Ranked by Total Casualties

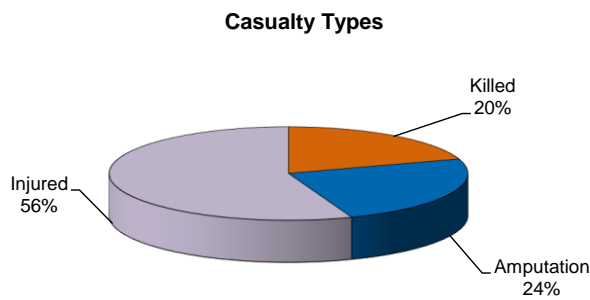
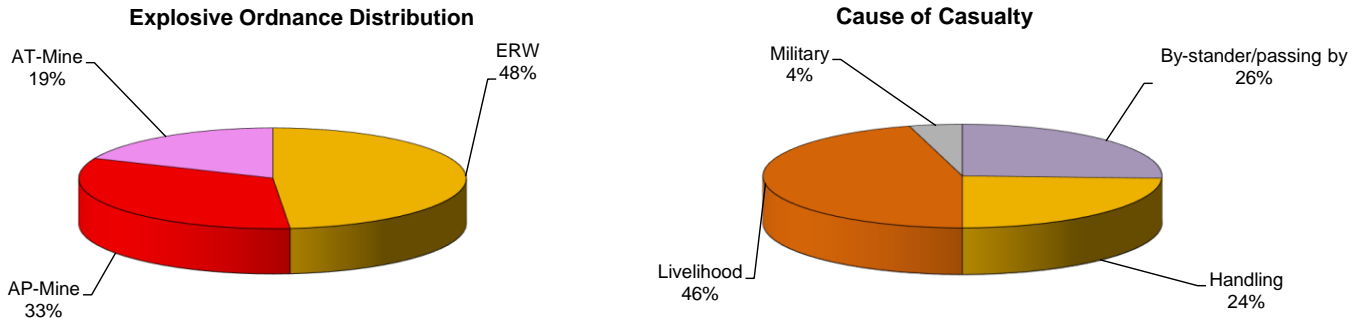
Jan2023 - Aug2024

Rank	Commune	District	Province	Mine Casualties	ERW Casualties	Total Casualties	Cum. Total
1	Trapeang Prei	Anlong Veang	Oddar Meanchey	5	1	6	6
2	Romonea	Saen Monourom	Mondol Kiri	0	6	6	12
3	Rung Roeang	Stoung	Kampong Thom	0	4	4	16
4	Chhnok Tru	Baribour	Kampong Chhnang	0	4	4	20
5	Thma Da	Veal Veang	Pursat	4	0	4	24
6	Ya Tung	Ou Ya Dav	Rotanak Kiri	0	3	3	27
7	Ou Bei Choan	Ou Chrov	Banteay Meanchey	3	0	3	30
8	Kouk Romiet	Thma Puok	Banteay Meanchey	3	0	3	33
9	Ta Taok	Samlout	Battambang	2	0	2	35
10	Morokot	Choam Khsant	Preah Vihear	1	1	2	37

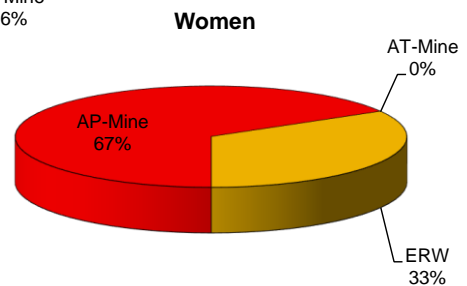
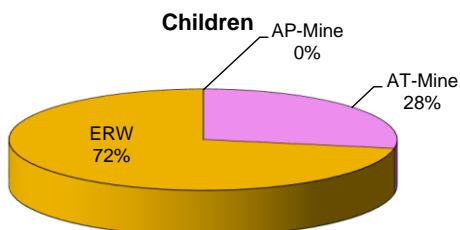
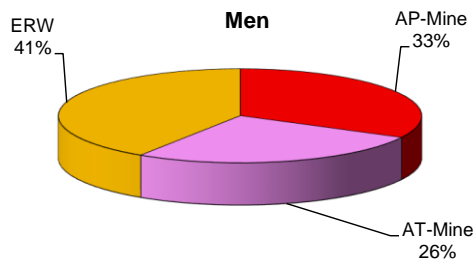
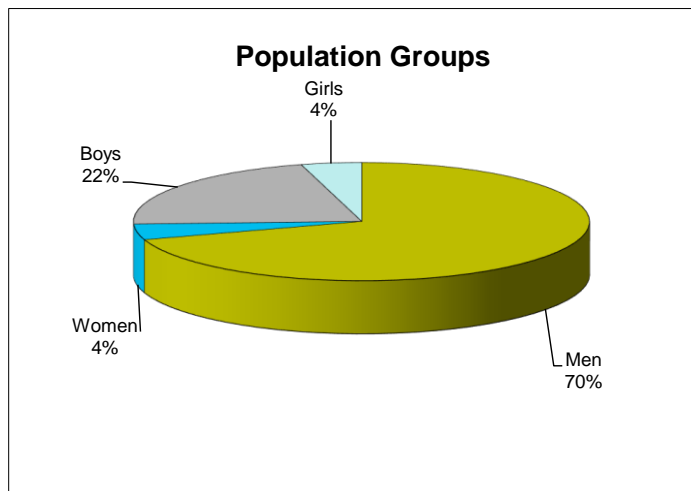
OVERVIEW OF EXPLOSIVE ORDNANCE ACCIDENTS

Jan2023 - Aug2024

Total Number of Casualties during Reporting Period: 70



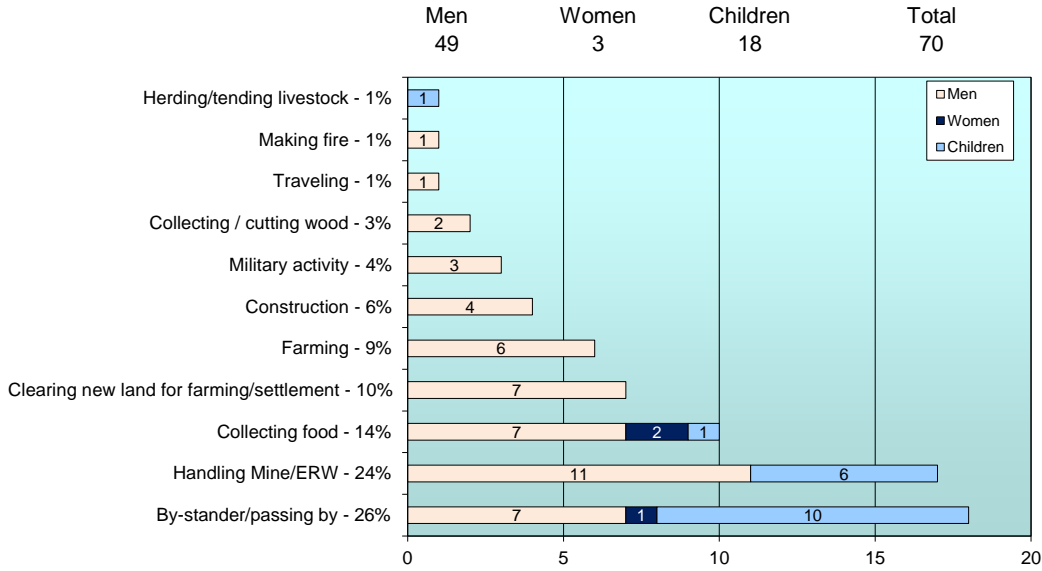
EXPLOSIVE ORDNANCE ACCIDENT OVERVIEW



Jan2023 - Aug2024

Number of accidents during Reporting Period: **70**

Cause of Accident by Total Population Group



Activities - Mines

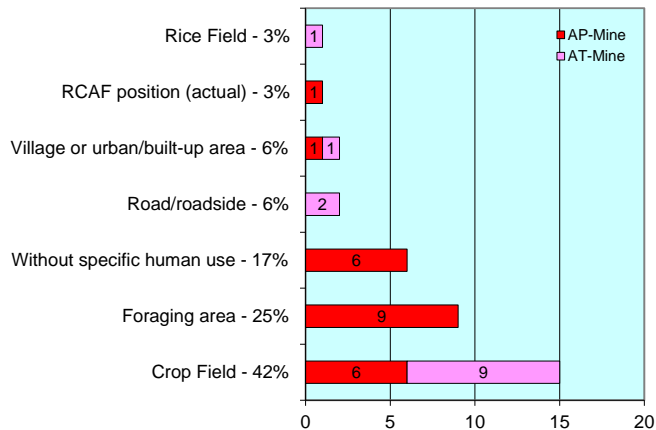


Activities - ERW



Explosive Ordnance Accidents by Terrain Type

Terrain - Mines



Terrain - ERW

