



អង្គការមីន
C.M.A.A

CAMBODIA MINE/ERW VICTIM INFORMATION SYSTEM

**MONTHLY REPORT
ON
EXPLOSIVE ORDNANCE ACCIDENTS
FOR SEPTEMBER 2023**

Background

The Cambodia Mine/ERW Victim Information System (CMVIS) was established in 1994 by the Cambodian Red Cross with technical and financial support by Handicap International Belgium and UNICEF to provide systematic collection, analysis, interpretation, and dissemination of information about civilian and military casualties of landmines, unexploded ordnance and other explosive remnants of war in Cambodia.

By the end of 2009, CMVIS was completely handed over from the Cambodian Red Cross to the Cambodian Mine Action and Victim Assistance Authority for full management responsibility.

Explosive Ordnance (EO) Accident and Casualty Information

1- Total Casualties reported from January 1979 to September 2023

For the period of January 1979 to September 2023, a total of **65032** EO casualties were recorded by CMVIS official. All of the 65032 EO casualties:

- 51180 (79%) were Mine casualties, and 13852 (21%) were ERW casualties.
- 19822 (30%) people killed, 36124 (56%) people injured, and 9086 (14%) people amputated.
- 52671 (81%) casualties were men, 6111 (9%) casualties were boys (age<18), 4794 (8%) casualties were women, 1393 (2%) casualties were girls (age<18), and 63 (0%) casualties were unknowns.

2- Accident Summary from January to September 2023

From January to September 2023, **24 EO** accidents were provisionally recorded. This figure represents a decrease by 14% compared with 28 EO accidents reported from January to September 2022. Of the 24 EO accidents, 13 were mine accidents and 11 were ERW accidents.

3- Casualty Summary for January to September 2023

From January to September 2023, **27 EO** casualties were provisionally recorded. This figure represents a decrease by 33% compared with 40 EO casualties reported from January to September 2022.

All of the 27 EO casualties:

- 13 people were mine casualties, and 14 people were ERW casualties.
- 4 people killed, 15 people injured, and 8 people amputated.
- 21 casualties were men, 5 casualties were boys (age<18), and 1 was a woman.

4- Accident Summary for September 2023

In September 2023, **1 EO** accident caused by ERW in Battambang province. The figure for September 2023 is an increase 100% compared with 0 EO accidents reported in September 2022.

Information about EO accident area for September 2023

- o 1 ERW accident in Foraging Area.

5- Casualty Summary for September 2023

In September 2023, **1 EO casualty**. This figure for September 2023 is an increase 100% compared with 0 EO casualties reported in September 2022. Of the 1 EO casualty:

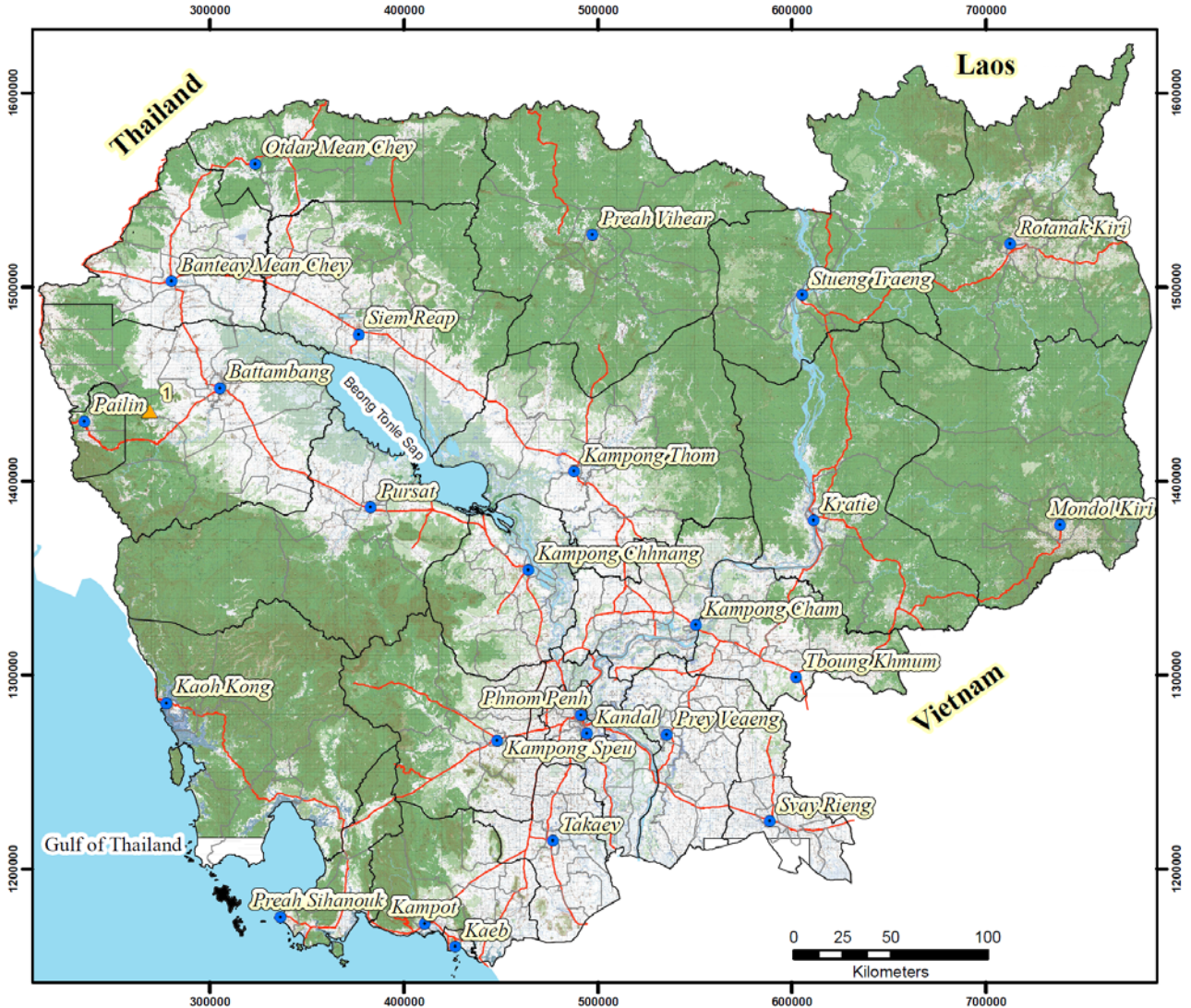
- 1 person was an ERW casualty.
- 1 person injured.
- 1 casualty was a man.
- The activity at the time of the accident, as follows: Collecting wood activity, accounted for 1 casualty.

6- Impact of accident area for the period of January 2022 to September 2023 (68 casualties)

- 05 most affected provinces represent **63%** of total casualties.
- 10 most affected districts represent **72%** of total casualties.
- 10 most affected communes represent **54%** of total casualties.

For detailed information, please see on page 6.

Explosive Ordnance Accident location in September 2023
Accident: 1 case, Casualty: 1 people



Legend

- ▲ ERW accident
- Province Centers
- Province Boundary
- District Boundary
- Water surface
- National Road



Produced by CMVIS, Oct 2023

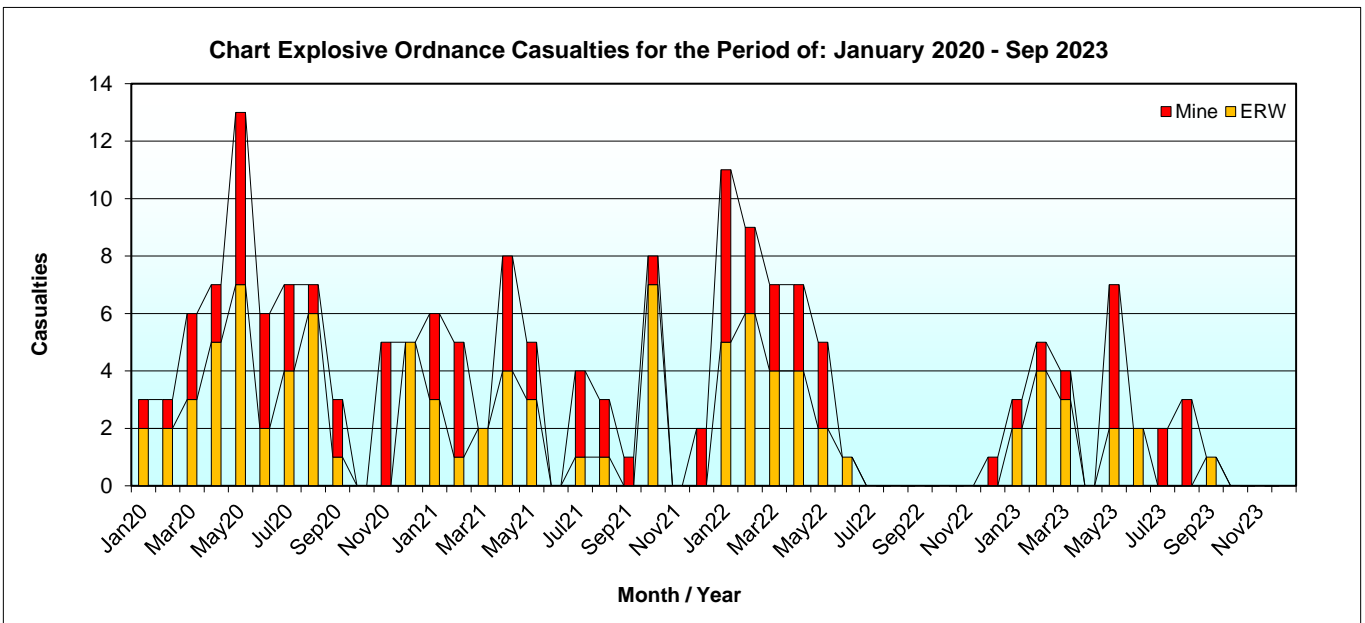
Further analysis and detailed EO casualty/accident information are available on request, including the production of risk maps and the provision of village-level data. For customised reports more suited to your organisation’s needs, contact CMVIS office: ketva@cmaa.gov.kh

Casualty Trend

Report Explosive Ordnance Casualties for the Period of: January 2020 - September 2023

Year	Casualties by Month												Total
	Jan	Feb	Mar	April	May	Jun	July	Aug	Sept	Oct	Nov	Dec	
2020	3	3	6	7	13	6	7	7	3	0	5	5	65
<i>Running Total 2020</i>	3	6	12	19	32	38	45	52	55	55	60	65	
2021	6	5	2	8	5	0	4	3	1	8	0	2	44
<i>Running Total 2021</i>	6	11	13	21	26	26	30	33	34	42	42	44	
% change 2020 to 2021	100	83	8	11	-19	-32	-33	-37	-38	-24	-30	-32	
2022	11	9	7	7	5	1	0	0	0	0	0	1	41
monthly change +/- from 2021	5	4	5	-1	0	1	-4	-3	-1	-8	0	-1	
monthly change % from 2021	83	80	250	-13	0	100	-100	-100	-100	-100	0	-50	
<i>Running Total 2022</i>	11	20	27	34	39	40	40	40	40	40	40	41	
% change 2021 to 2022	83	82	108	62	50	54	33	21	18	-5	-5	-7	
2023	3	5	4	0	7	2	2	3	1				27
monthly change +/- from 2022	-8	-4	-3	-7	2	1	2	3	1				
monthly change % from 2022	-73	-44	-43	-100	40	100	100	100	100				
<i>Running Total 2023</i>	3	8	12	12	19	21	23	26	27				
% change 2022 to 2023	-73	-60	-56	-65	-51	-48	-43	-35	-33				

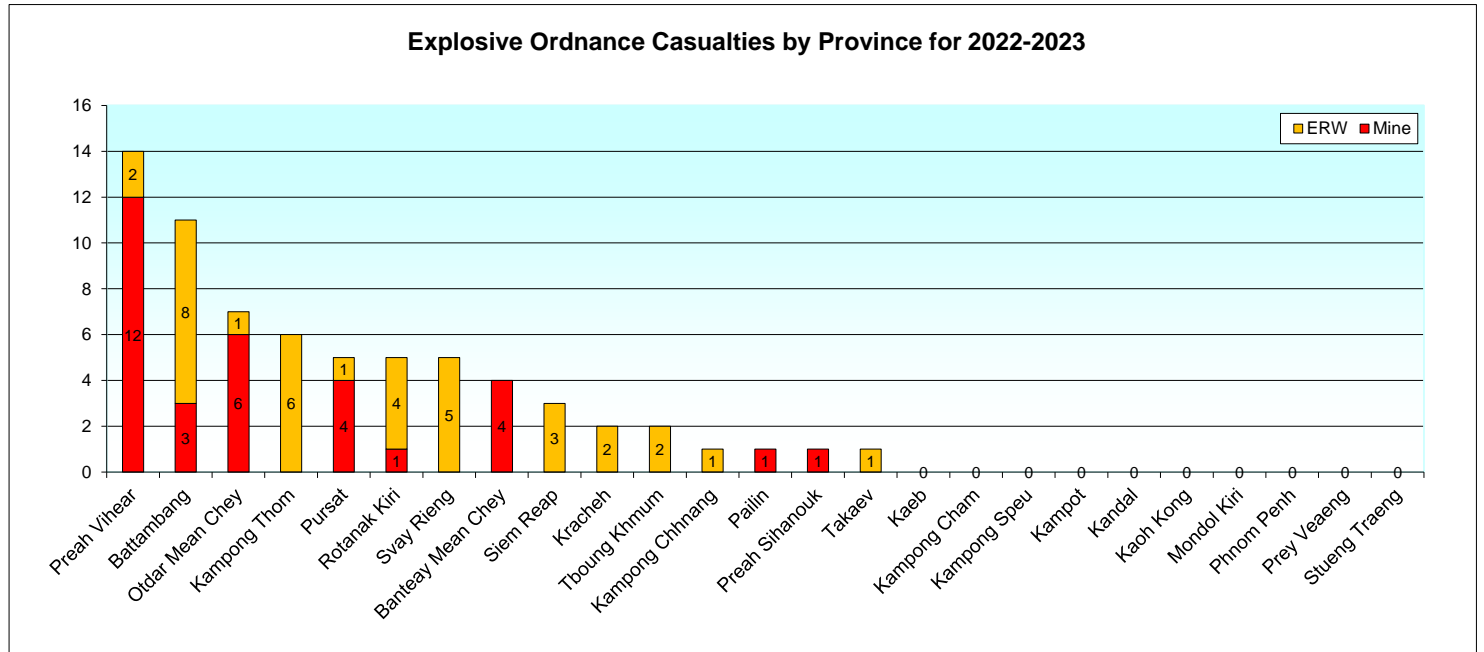
Note: Casualty figures for prior months are continually updated and verified as a part of the on-going data collection process.



Monthly Explosive Ordnance Accident Casualties: Jan2022 - Sep2023

Provinces ranked by Total Explosive Ordnance Casualties for 2022 - 2023

Province	2022												2023												Total 2022-2023	Cum. Total	% of Total	Cum. %	
	Jan-22	Feb-22	Mar-22	Apr-22	May-22	Jun-22	Jul-22	Aug-22	Sep-22	Oct-22	Nov-22	Dec-22	Jan-23	Feb-23	Mar-23	Apr-23	May-23	Jun-23	Jul-23	Aug-23	Sep-23	Oct-23	Nov-23	Dec-23					
Preah Vihear	6	0	2	2	0	0	0	0	0	0	0	12	1	0	0	0	0	0	1	0	0	0	0	0	2	14	14	20.6	21
Battambang	2	0	3	0	2	0	0	0	0	0	0	7	0	0	0	0	2	0	0	1	1	0	0	0	4	11	25	16.2	37
Otdar Mean Chey	0	0	1	1	0	0	0	0	0	0	0	3	0	1	1	0	1	0	0	1	0	0	0	0	4	7	32	10.3	47
Kampong Thom	1	0	0	4	0	0	0	0	0	0	0	5	1	0	0	0	0	0	0	0	0	0	0	0	1	6	38	8.8	56
Rotanak Kiri	1	0	0	0	0	0	0	0	0	0	0	1	0	3	0	0	0	0	0	1	0	0	0	0	4	5	43	7.4	63
Pursat	1	3	0	0	0	0	0	0	0	0	0	4	0	1	0	0	0	0	0	0	0	0	0	0	1	5	48	7.4	71
Svay Rieng	0	5	0	0	0	0	0	0	0	0	0	5	0	0	0	0	0	0	0	0	0	0	0	0	0	5	53	7.4	78
Banteay Mean Chey	0	0	0	0	0	0	0	0	0	0	0	0	0	0	0	0	3	0	1	0	0	0	0	0	4	4	57	5.9	84
Siem Reap	0	0	0	0	0	1	0	0	0	0	0	1	0	0	2	0	0	0	0	0	0	0	0	0	2	3	60	4.4	88
Tboung Khmum	0	0	0	0	0	0	0	0	0	0	0	0	0	0	0	0	0	0	2	0	0	0	0	0	2	2	62	2.9	91
Kracheh	0	0	1	0	0	0	0	0	0	0	0	1	0	0	1	0	0	0	0	0	0	0	0	0	1	2	64	2.9	94
Preah Sihanouk	0	1	0	0	0	0	0	0	0	0	0	1	0	0	0	0	0	0	0	0	0	0	0	0	0	1	65	1.5	96
Takaev	0	0	0	0	0	0	0	0	0	0	0	0	1	0	0	0	0	0	0	0	0	0	0	0	1	1	66	1.5	97
Kampong Chhnang	0	0	0	0	0	0	0	0	0	0	0	0	0	0	0	0	1	0	0	0	0	0	0	0	1	1	67	1.5	99
Pailin	0	0	0	0	1	0	0	0	0	0	0	1	0	0	0	0	0	0	0	0	0	0	0	0	0	1	68	1.5	100
Kampong Cham	0	0	0	0	0	0	0	0	0	0	0	0	0	0	0	0	0	0	0	0	0	0	0	0	0	0	68	0	100
Kampot	0	0	0	0	0	0	0	0	0	0	0	0	0	0	0	0	0	0	0	0	0	0	0	0	0	0	68	0	100
Kampong Speu	0	0	0	0	0	0	0	0	0	0	0	0	0	0	0	0	0	0	0	0	0	0	0	0	0	0	68	0	100
Kandal	0	0	0	0	0	0	0	0	0	0	0	0	0	0	0	0	0	0	0	0	0	0	0	0	0	0	68	0	100
Kaoh Kong	0	0	0	0	0	0	0	0	0	0	0	0	0	0	0	0	0	0	0	0	0	0	0	0	0	0	68	0	100
Mondol Kiri	0	0	0	0	0	0	0	0	0	0	0	0	0	0	0	0	0	0	0	0	0	0	0	0	0	0	68	0	100
Prey Veang	0	0	0	0	0	0	0	0	0	0	0	0	0	0	0	0	0	0	0	0	0	0	0	0	0	0	68	0	100
Stueng Traeng	0	0	0	0	0	0	0	0	0	0	0	0	0	0	0	0	0	0	0	0	0	0	0	0	0	0	68	0	100
Kaeb	0	0	0	0	0	0	0	0	0	0	0	0	0	0	0	0	0	0	0	0	0	0	0	0	0	0	68	0	100
Phnom Penh	0	0	0	0	0	0	0	0	0	0	0	0	0	0	0	0	0	0	0	0	0	0	0	0	0	0	68	0	100
TOTAL	11	9	7	7	5	1	0	0	0	0	0	41	3	5	4	0	7	2	2	3	1	0	0	0	27	68			



5 Most Affected Provinces for Explosive Ordnance Casualties

Ranked by Total Casualties

Jan2022 - Sep2023

Rank	Province	Mine Casualties	ERW Casualties	Total Casualties	Cumulative Total
1	Preah Vihear	12	2	14	14
2	Battambang	3	8	11	25
3	Otdar Mean Chey	6	1	7	32
4	Kampong Thom	0	6	6	38
5	Pursat	4	1	5	43

10 Most Affected Districts for Explosive Ordnance Casualties

Ranked by Total Casualties

Jan2022 - Sep2023

Rank	District	Province	Mine Casualties	ERW Casualties	Total Casualties	Cumulative Total
1	Choam Khsant	Preah Vihear	12	2	14	14
2	Samlout	Battambang	1	4	5	19
3	Veal Veang	Pursat	4	1	5	24
4	Ou Ya Dav	Rotanak Kiri	1	4	5	29
5	Svay Rieng	Svay Rieng	0	5	5	34
6	Anlong Veang	Otdar Mean Chey	3	1	4	38
7	Baray	Kampong Thom	0	4	4	42
8	Rotanak Mondol	Battambang	0	3	3	45
9	Ou Chrov	Banteay Mean Chey	2	0	2	47
10	Thma Puok	Banteay Mean Chey	2	0	2	49

10 Most Affected Communes for Explosive Ordnance Casualties

Ranked by Total Casualties

Jan2022 - Sep2023

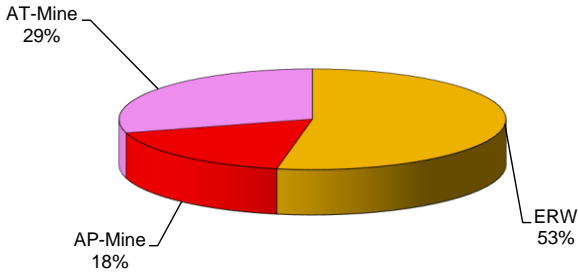
Rank	Commune	District	Province	Mine Casualties	ERW Casualties	Total Casualties	Cum. Total
1	Morokot	Choam Khsant	Preah Vihear	6	1	7	7
2	Sangkhoar	Svay Rieng	Svay Rieng	0	5	5	12
3	Kokir Thum	Baray	Kampong Thom	0	4	4	16
4	Ya Tung	Ou Ya Dav	Rotanak Kiri	0	4	4	20
5	Trapeang Prei	Anlong Veang	Otdar Mean Chey	2	1	3	23
6	Choam Ksant	Choam Khsant	Preah Vihear	2	1	3	26
7	Reaksmei Songha	Rotanak Mondol	Battambang	0	3	3	29
8	Samrel	Samlout	Battambang	1	2	3	32
9	Anlong Reab	Veal Veang	Pursat	2	1	3	35
10	Thma Da	Veal Veang	Pursat	2	0	2	37

OVERVIEW OF EXPLOSIVE ORDNANCE ACCIDENTS

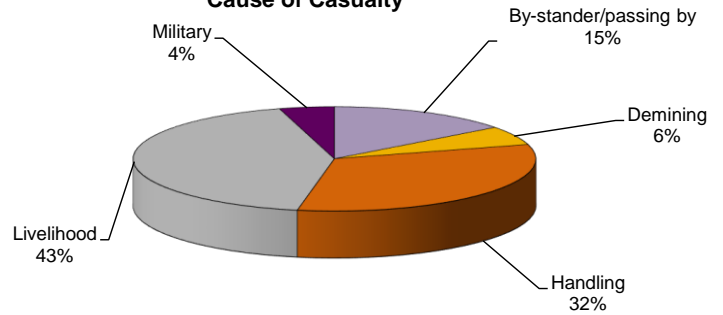
Jan2022 - Sep2023

Total Number of Casualties during Reporting Period: 68

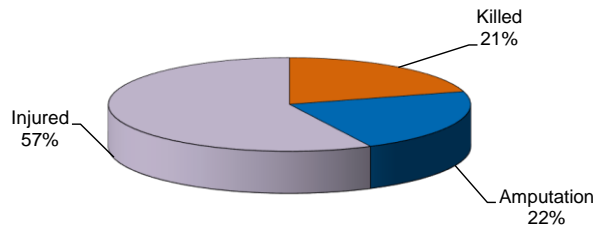
Explosive Ordnance Distribution



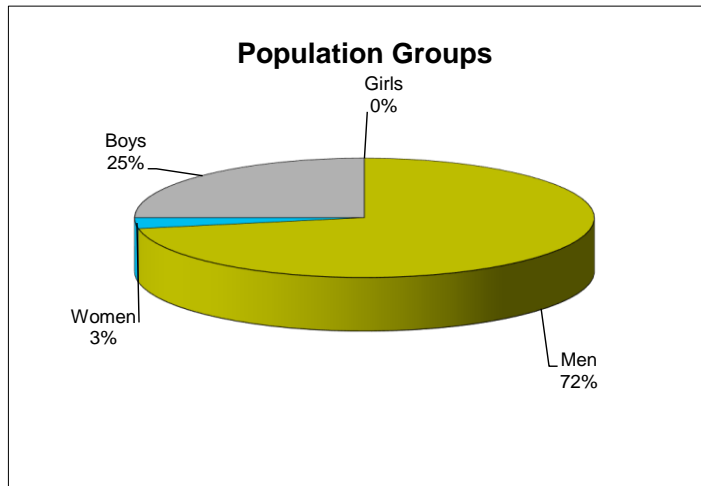
Cause of Casualty



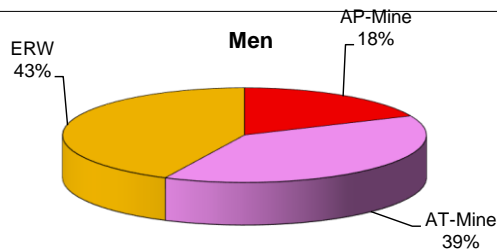
Casualty Types



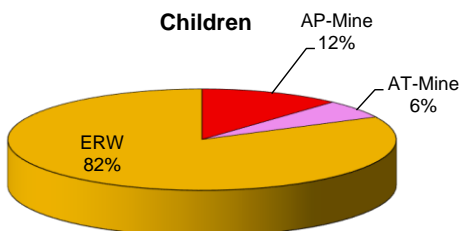
EXPLOSIVE ORDNANCE ACCIDENT OVERVIEW



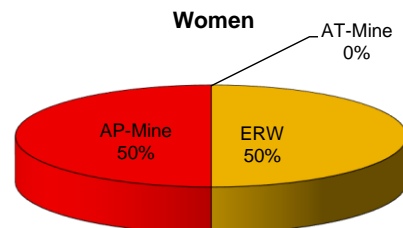
Men



Children



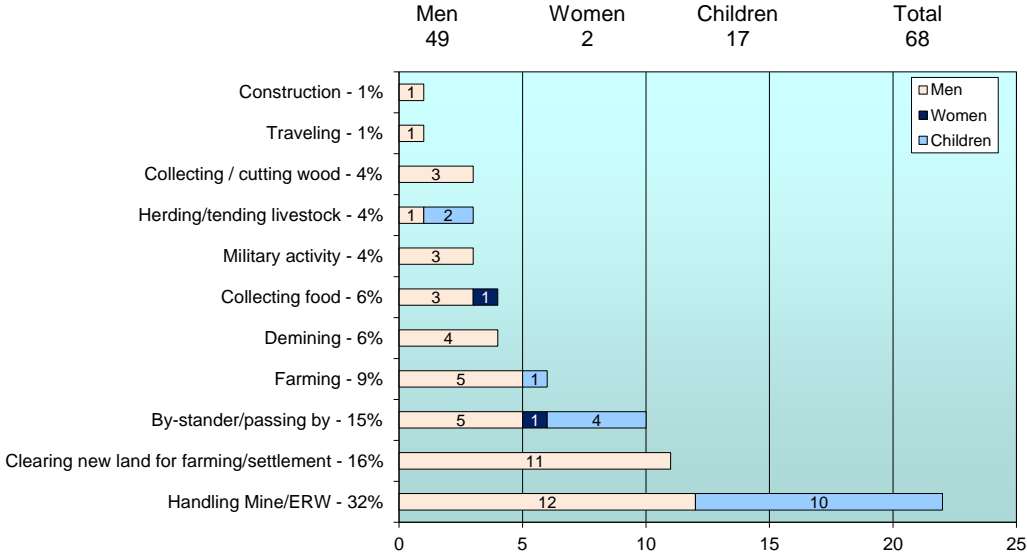
Women



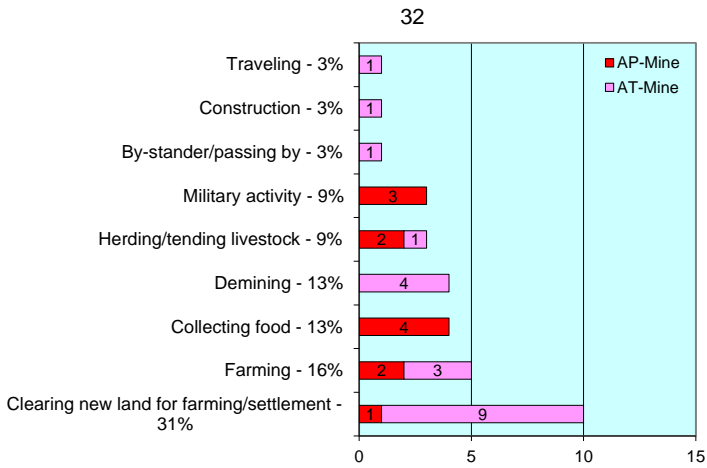
Jan2022 - Sep2023

Number of accidents during Reporting Period: **68**

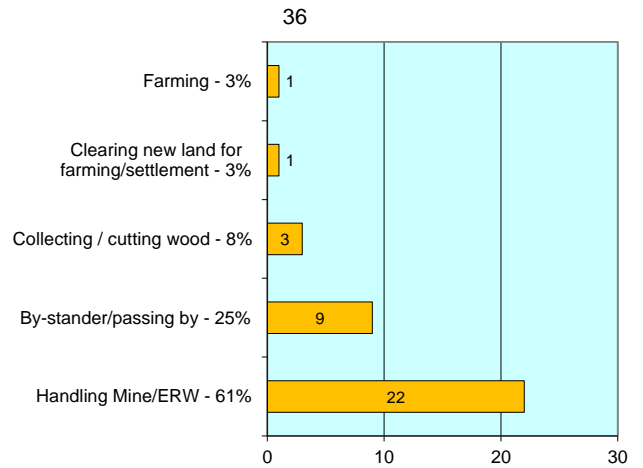
Cause of Accident by Total Population Group



Activities - Mines

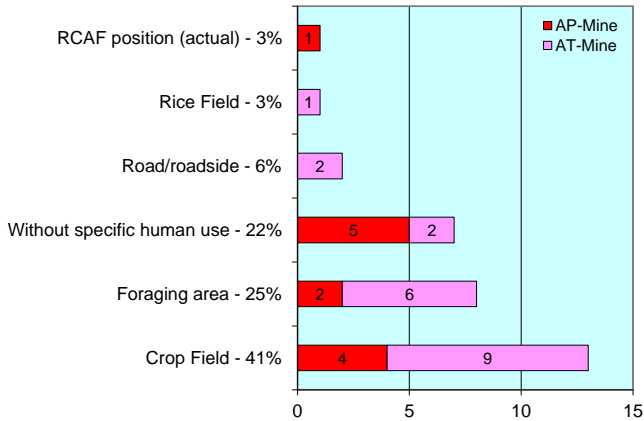


Activities - ERW



Explosive Ordnance Accidents by Terrain Type

Terrain - Mines



Terrain - ERW

