



អង្គការមីន

C.M.A.A

CAMBODIA MINE/ERW VICTIM INFORMATION SYSTEM

**MONTHLY REPORT
ON
EXPLOSIVE ORDNANCE ACCIDENTS
FOR SEPTEMBER 2024**

Background

The Cambodia Mine/ERW Victim Information System (CMVIS) was established in 1994 by the Cambodian Red Cross with technical and financial support from Handicap International Belgium and UNICEF to provide systematic collection, analysis, interpretation, and dissemination of information about civilian and military casualties of landmines, unexploded ordnance, and other explosive remnants of war in Cambodia.

By the end of 2009, CMVIS was completely handed over from the Cambodian Red Cross to the Cambodian Mine Action and Victim Assistance Authority for full management responsibility.

Explosive Ordnance (EO) Accident and Casualty Information

1- Total Casualties reported from January 1979 to September 2024

From January 1979 to September 2024, a total of **65076 EO casualties** were recorded by CMVIS officials. All of the 65076 EO casualties:

- 51204 (79%) were mine casualties, and 13872 (21%) were ERW casualties.
- 19832 (30%) people were killed, 36148 (56%) people were injured, and 9096 (14%) people were amputated.
- 52700 (81%) casualties were men, 6121 (9%) casualties were boys (age<18), 4796 (8%) casualties were women, 1396 (2%) casualties were girls (age<18), and 63 (0%) casualties were unknowns.

2- Accident Summary from January to September 2024

From January to September 2024, 26 EO accidents were provisionally recorded. This figure is an increased 8% compare with the 24 EO accidents reported in the same period of 2023. Of the 26 EO accidents, 17 were mine and 9 were ERW accidents.

3- Casualty Summary for January to September 2024

From January to September 2024, 39 EO casualties were provisionally recorded. This figure represents an increase of 44% compared with the 27 EO casualties reported in the same period of 2023.

All of the 39 EO casualties:

- 20 people were mine casualties, and 19 people were ERW casualties.
- 10 people were killed, 21 people were injured, and 8 people were amputated.
- 25 casualties were men, 9 casualties were boys (age<18), 2 casualties were women, and 3 casualties were girls (age<18).

4- Accident Summary for September 2024

In September 2024, 1 EO accident occurred in Banteay Meanchey province. The figure is consistent with the 1 accident reported in September 2023.

Information about the EO accident in September 2024

- 1 accident caused by mine happened on land without a specific human use area.

5- Casualty Summary for September 2024

In September 2024, there were **1 EO casualty**. The figure is consistent with the 1 casualty reported in September 2023. Of the 1 EO casualty:

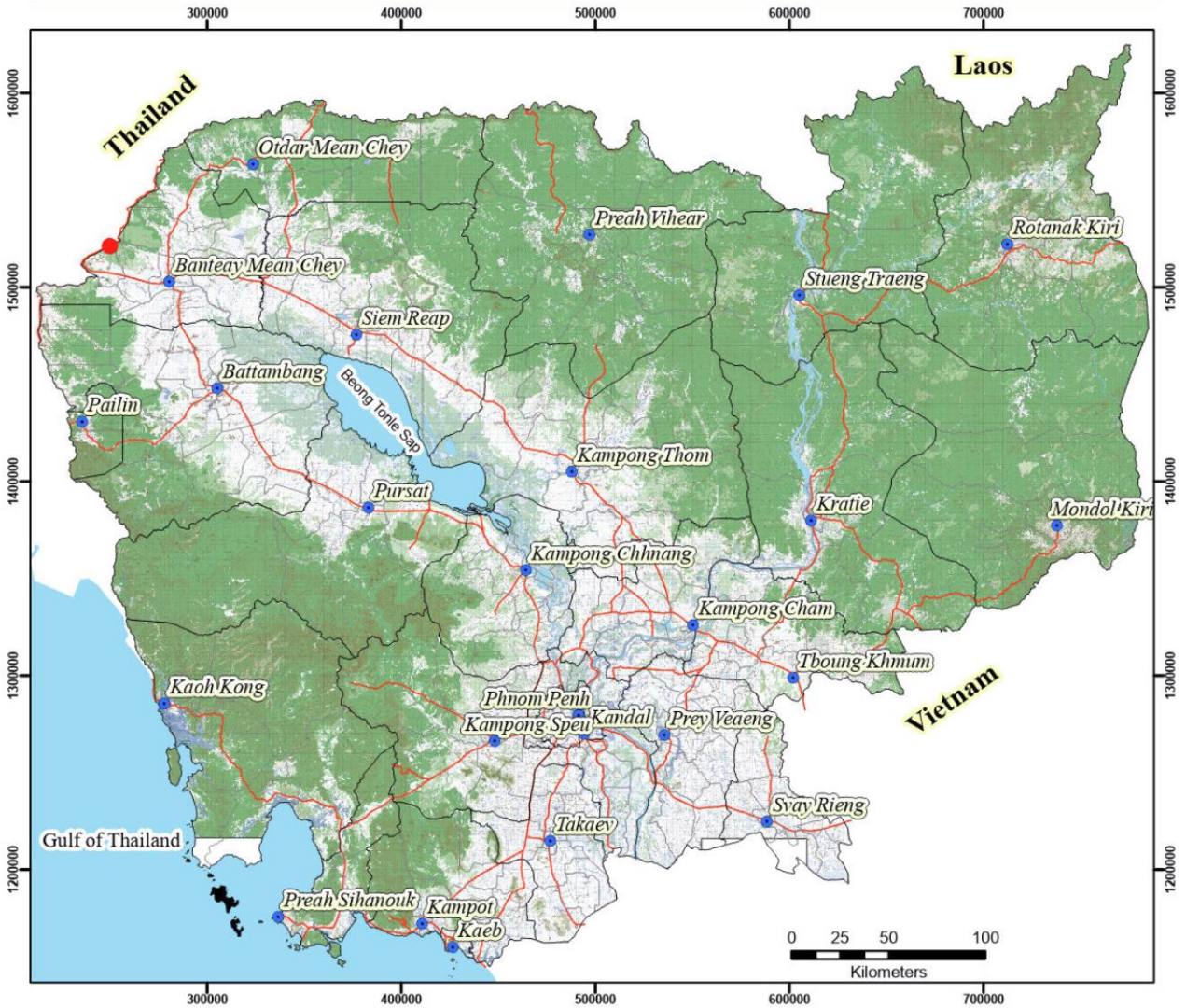
- 1 casualty was a man who was amputated by mine accident.
- The activity at the time of the accident was as follows: collecting wood, which accounted for 1 casualty.

6- Impact of accident area for the period of January 2023 to September 2024 (71 casualties)

- 05 most affected provinces represent **58%** of total casualties.
- 10 most affected districts represent **66%** of total casualties.
- 10 most affected communes represent **54%** of total casualties.

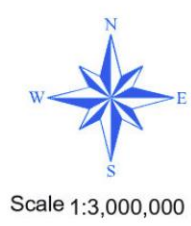
For detailed information, please see on page 6.

Explosive Ordnance Accident location in September 2024
Accident: 1 case, Casualty: 1 person



Legend

- Mine Accident
- Province Centers
- Province Boundary
- District Boundary
- Water surface
- National Road



Produced by CMVIS, Oct 2024

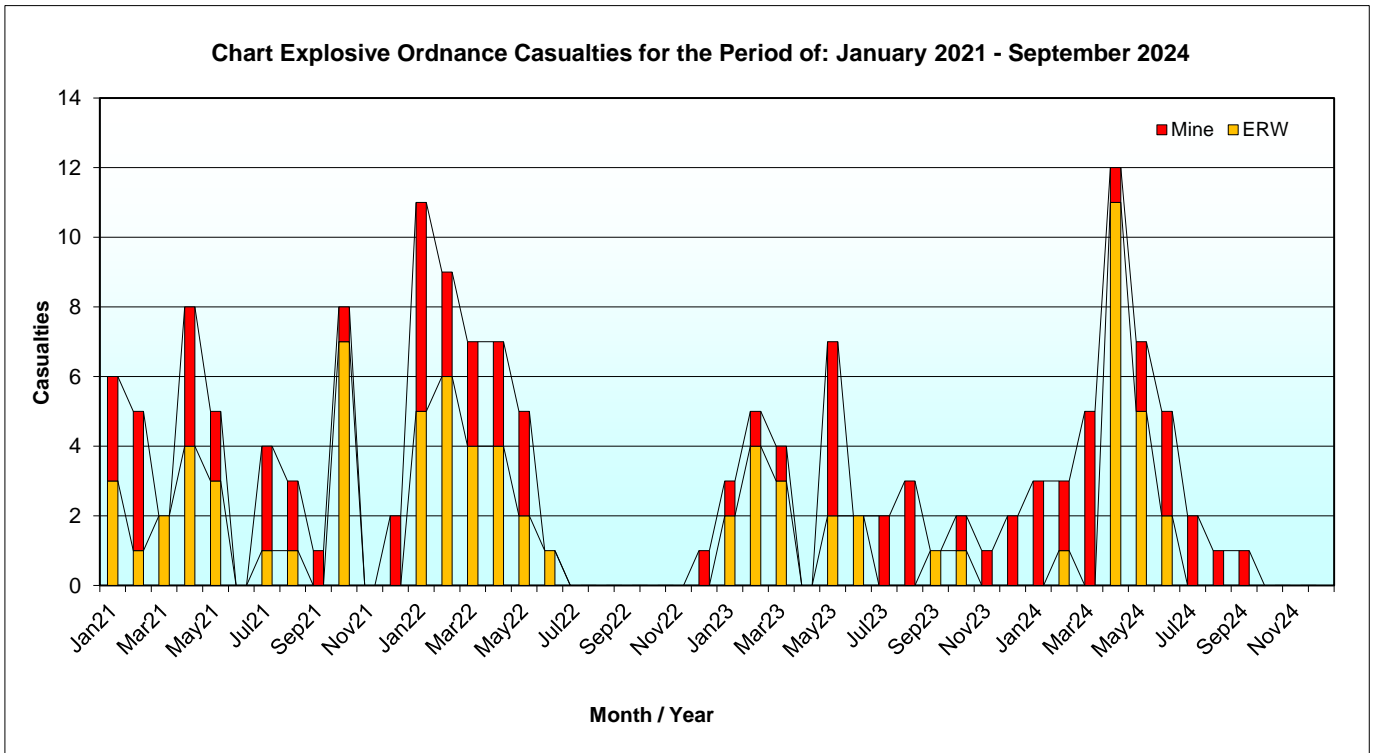
Further analysis and detailed EO casualty/accident information are available on request, including the production of risk maps and the provision of village-level data. For customized reports more suited to your organization’s needs, contact the CMVIS office: ketya@cmaa.gov.kh

Casualty Trend

Report Explosive Ordnance Casualties for the Period of: January 2021 - September 2024

Year	Casualties by Month												Total
	Jan	Feb	Mar	April	May	Jun	July	Aug	Sept	Oct	Nov	Dec	
2021	6	5	2	8	5	0	4	3	1	8	0	2	44
<i>Running Total 2021</i>	6	11	13	21	26	26	30	33	34	42	42	44	
2022	11	9	7	7	5	1	0	0	0	0	0	1	41
<i>Running Total 2022</i>	11	20	27	34	39	40	40	40	40	40	40	41	
% change 2021 to 2022	83	82	108	62	50	54	33	21	18	-5	-5	-7	
2023	3	5	4	0	7	2	2	3	1	2	1	2	32
monthly change +/- from 2022	-8	-4	-3	-7	2	1	2	3	1	2	1	1	
monthly change % from 2022	-73	-44	-43	-100	40	100	100	100	100	100	100	100	
<i>Running Total 2023</i>	3	8	12	12	19	21	23	26	27	29	30	32	
% change 2022 to 2023	-73	-60	-56	-65	-51	-48	-43	-35	-33	-28	-25	-22	
2024	3	3	5	12	7	5	2	1	1				39
monthly change +/- from 2023	0	-2	1	12	0	3	0	-2	0				
monthly change % from 2023	0	-40	25	100	0	150	0	-67	0				
<i>Running Total 2024</i>	3	6	11	23	30	35	37	38	39				
% change 2023 to 2024	0	-25	-8	92	58	67	61	46	44				

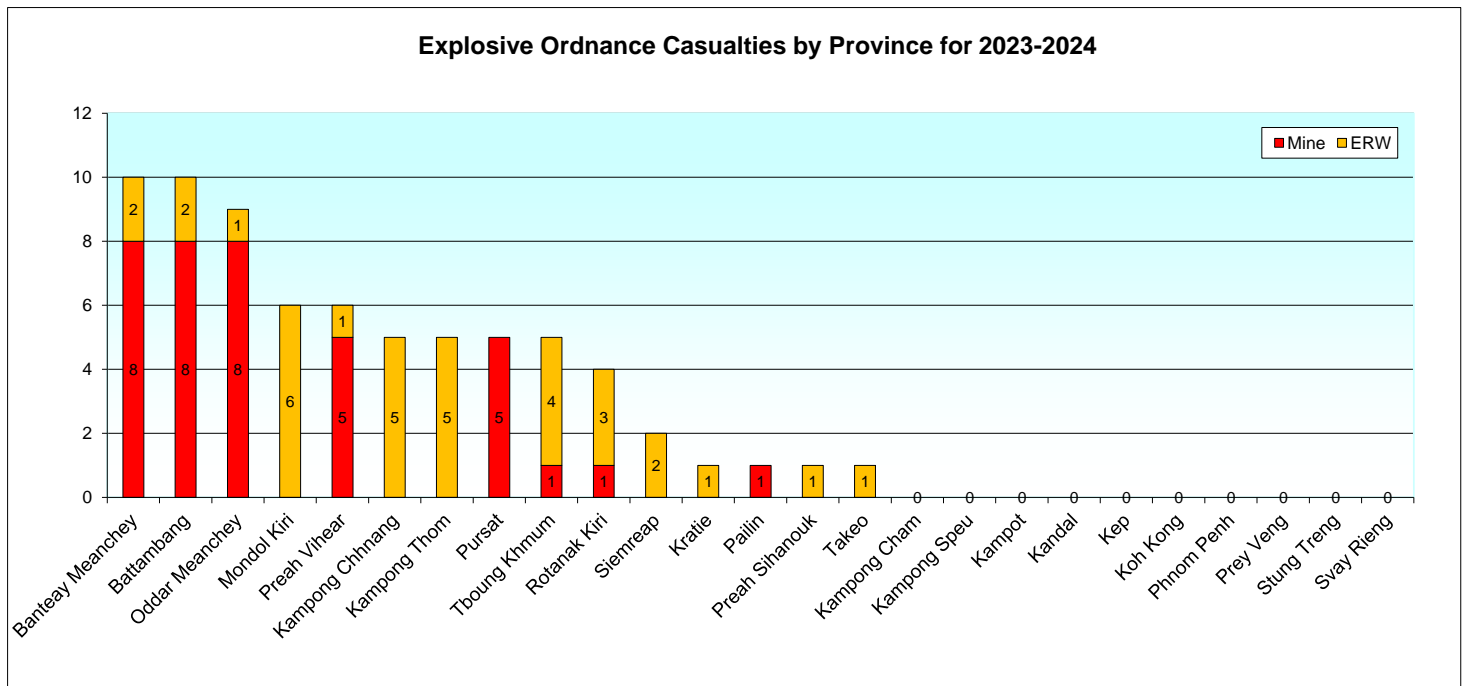
Note: Casualty figures for prior months are continually updated and verified as a part of the on-going data collection process.



Monthly Explosive Ordnance Accident Casualties: Jan2023 - Sep2024

Provinces ranked by Total Explosive Ordnance Casualties for 2023 - 2024

Province	Jan-23	Feb-23	Mar-23	Apr-23	May-23	Jun-23	Jul-23	Aug-23	Sep-23	Oct-23	Nov-23	Dec-23	Total 2023	Jan-24	Feb-24	Mar-24	Apr-24	May-24	Jun-24	Jul-24	Aug-24	Sep-24	Oct-24	Nov-24	Dec-24	Total 2024	Total 2023-2024	Cum. Total	% of Total	Cum. %
	No.	No.	No.	No.	No.	No.	No.	No.	No.	No.	No.	No.	No.	No.	No.	No.	No.	No.	No.	No.	No.	No.	No.	No.	No.					
Battambang	0	0	0	0	2	0	0	1	1	0	0	2	6	0	1	2	0	0	0	1	0	0	0	0	4	10	10	14.1	14	
Banteay Meanchey	0	0	0	0	3	0	1	0	0	1	0	0	5	0	2	0	0	1	1	0	0	1	0	0	0	5	10	20	14.1	28
Oddar Meanchey	0	1	1	0	1	0	0	1	0	0	1	0	5	0	0	3	1	0	0	0	0	0	0	0	0	4	9	29	12.7	41
Mondol Kiri	0	0	0	0	0	0	0	0	0	0	0	0	0	0	0	0	6	0	0	0	0	0	0	0	0	6	6	35	8.5	49
Preah Vihear	1	0	0	0	0	0	1	0	0	0	0	0	2	0	0	0	0	2	2	0	0	0	0	0	0	4	6	41	8.5	58
Pursat	0	1	0	0	0	0	0	0	0	0	0	0	1	3	0	0	0	0	1	0	0	0	0	0	0	4	5	46	7	65
Kampong Thom	1	0	0	0	0	0	0	0	0	0	0	0	1	0	0	0	4	0	0	0	0	0	0	0	0	4	5	51	7	72
Kampong Chhnang	0	0	0	0	1	0	0	0	0	0	0	0	1	0	0	0	0	4	0	0	0	0	0	0	0	4	5	56	7	79
Tboung Khmum	0	0	0	0	0	2	0	0	0	1	0	0	3	0	0	0	0	0	1	1	1	0	0	0	0	2	5	61	7	86
Rotanak Kiri	0	3	0	0	0	0	0	1	0	0	0	0	4	0	0	0	0	0	0	0	0	0	0	0	0	0	4	65	5.6	92
Siemreap	0	0	2	0	0	0	0	0	0	0	0	0	2	0	0	0	0	0	0	0	0	0	0	0	0	0	2	67	2.8	94
Preah Sihanouk	0	0	0	0	0	0	0	0	0	0	0	0	0	0	0	0	1	0	0	0	0	0	0	0	0	1	1	68	1.4	96
Takeo	1	0	0	0	0	0	0	0	0	0	0	0	1	0	0	0	0	0	0	0	0	0	0	0	0	0	1	69	1.4	97
Kratie	0	0	1	0	0	0	0	0	0	0	0	0	1	0	0	0	0	0	0	0	0	0	0	0	0	0	1	70	1.4	99
Pailin	0	0	0	0	0	0	0	0	0	0	0	0	0	0	0	0	0	0	1	0	0	0	0	0	0	1	1	71	1.4	100
Kampot	0	0	0	0	0	0	0	0	0	0	0	0	0	0	0	0	0	0	0	0	0	0	0	0	0	0	0	71	0	100
Kampong Speu	0	0	0	0	0	0	0	0	0	0	0	0	0	0	0	0	0	0	0	0	0	0	0	0	0	0	0	71	0	100
Kampong Cham	0	0	0	0	0	0	0	0	0	0	0	0	0	0	0	0	0	0	0	0	0	0	0	0	0	0	0	71	0	100
Kandal	0	0	0	0	0	0	0	0	0	0	0	0	0	0	0	0	0	0	0	0	0	0	0	0	0	0	0	71	0	100
Koh Kong	0	0	0	0	0	0	0	0	0	0	0	0	0	0	0	0	0	0	0	0	0	0	0	0	0	0	0	71	0	100
Prey Veng	0	0	0	0	0	0	0	0	0	0	0	0	0	0	0	0	0	0	0	0	0	0	0	0	0	0	0	71	0	100
Stung Treng	0	0	0	0	0	0	0	0	0	0	0	0	0	0	0	0	0	0	0	0	0	0	0	0	0	0	0	71	0	100
Svay Rieng	0	0	0	0	0	0	0	0	0	0	0	0	0	0	0	0	0	0	0	0	0	0	0	0	0	0	0	71	0	100
Kep	0	0	0	0	0	0	0	0	0	0	0	0	0	0	0	0	0	0	0	0	0	0	0	0	0	0	0	71	0	100
Phnom Penh	0	0	0	0	0	0	0	0	0	0	0	0	0	0	0	0	0	0	0	0	0	0	0	0	0	0	0	71	0	100
TOTAL	3	5	4	0	7	2	2	3	1	2	1	2	32	3	3	5	12	7	5	2	1	1	0	0	0	39	71			



5 Most Affected Provinces for Explosive Ordnance Casualties
Ranked by Total Casualties

Jan2023 - Sep2024

Rank	Province	Mine Casualties	ERW Casualties	Total Casualties	Cumulative Total
1	Banteay Meanchey	8	2	10	10
2	Battambang	8	2	10	20
3	Oddar Meanchey	8	1	9	29
4	Mondol Kiri	0	6	6	35
5	Preah Vihear	5	1	6	41

10 Most Affected Districts for Explosive Ordnance Casualties
Ranked by Total Casualties

Jan2023 - Sep2024

Rank	District	Province	Mine Casualties	ERW Casualties	Total Casualties	Cumulative Total
1	Choam Khsant	Preah Vihear	5	1	6	6
2	Saen Monourom	Mondol Kiri	0	6	6	12
3	Anlong Veang	Oddar Meanchey	5	1	6	18
4	Samlout	Battambang	5	0	5	23
5	Veal Veang	Pursat	5	0	5	28
6	Stoung	Kampong Thom	0	4	4	32
7	Ou Chrov	Banteay Meanchey	4	0	4	36
8	Ou Ya Dav	Rotanak Kiri	1	3	4	40
9	Baribour	Kampong Chhnang	0	4	4	44
10	Thma Puok	Banteay Meanchey	3	0	3	47

10 Most Affected Communes for Explosive Ordnance Casualties
Ranked by Total Casualties

Jan2023 - Sep2024

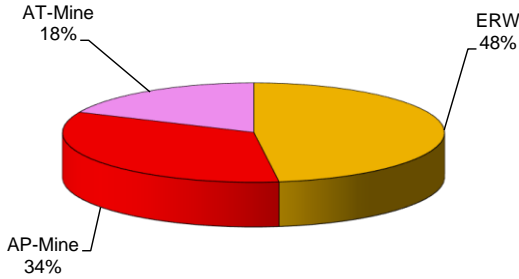
Rank	Commune	District	Province	Mine Casualties	ERW Casualties	Total Casualties	Cum. Total
1	Trapeang Prei	Anlong Veang	Oddar Meanchey	5	1	6	6
2	Romonea	Saen Monourom	Mondol Kiri	0	6	6	12
3	Ou Bei Choan	Ou Chrov	Banteay Meanchey	4	0	4	16
4	Rung Roeang	Stoung	Kampong Thom	0	4	4	20
5	Chhnok Tru	Baribour	Kampong Chhnang	0	4	4	24
6	Thma Da	Veal Veang	Pursat	4	0	4	28
7	Ya Tung	Ou Ya Dav	Rotanak Kiri	0	3	3	31
8	Kouk Romiet	Thma Puok	Banteay Meanchey	3	0	3	34
9	Ta Taok	Samlout	Battambang	2	0	2	36
10	Morokot	Choam Khsant	Preah Vihear	1	1	2	38

OVERVIEW OF EXPLOSIVE ORDNANCE ACCIDENTS

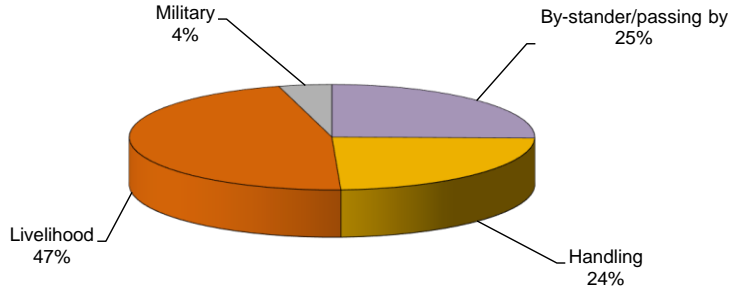
Jan2023 - Sep2024

Total Number of Casualties during Reporting Period: 71

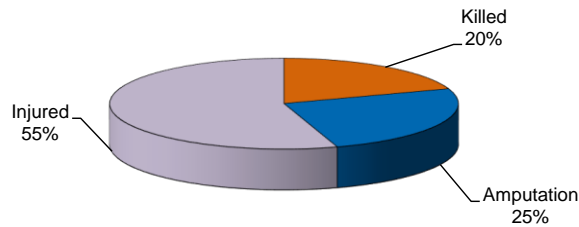
Explosive Ordnance Distribution



Cause of Casualty

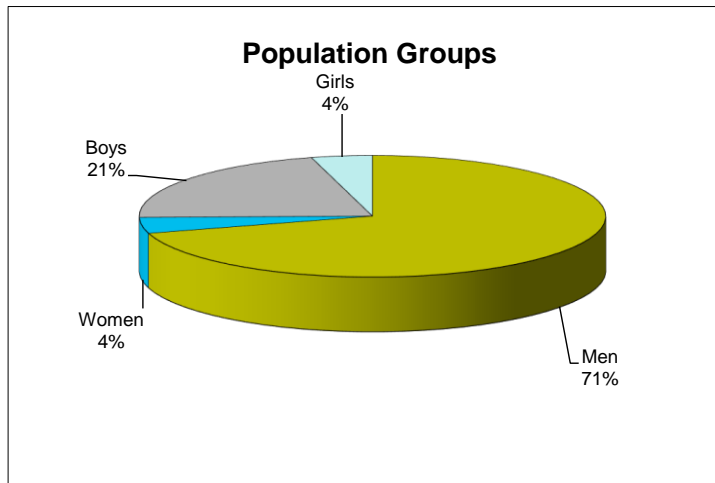


Casualty Types

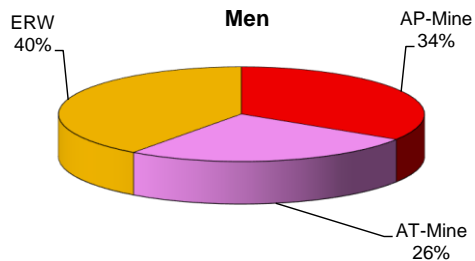


EXPLOSIVE ORDNANCE ACCIDENT OVERVIEW

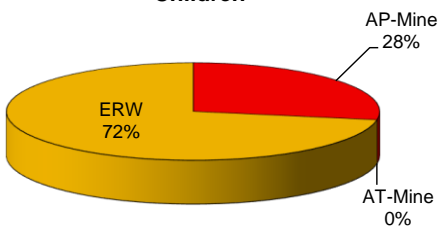
Population Groups



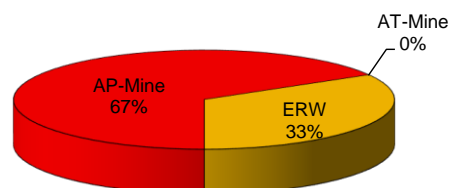
Men



Children



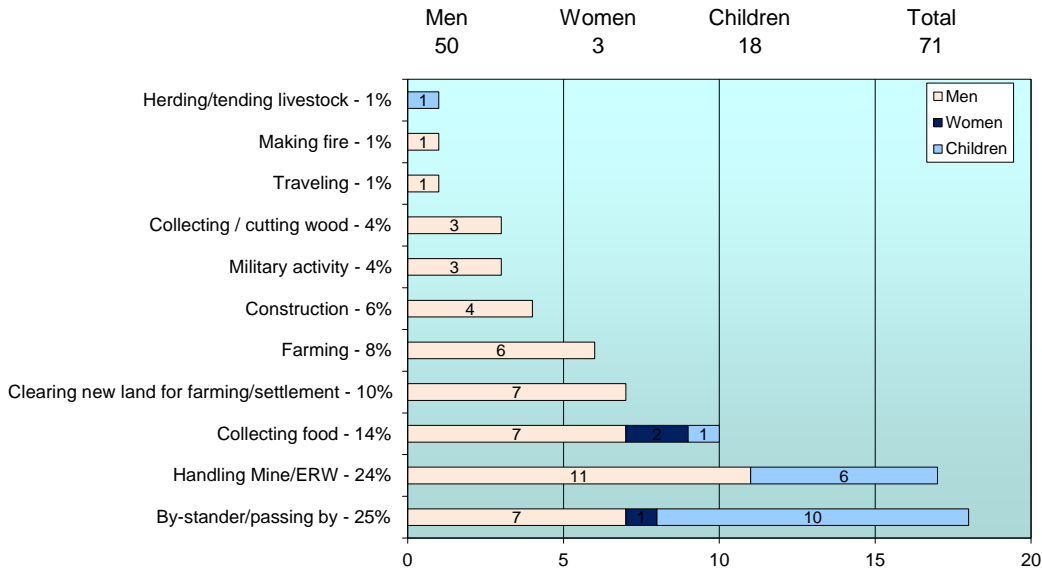
Women



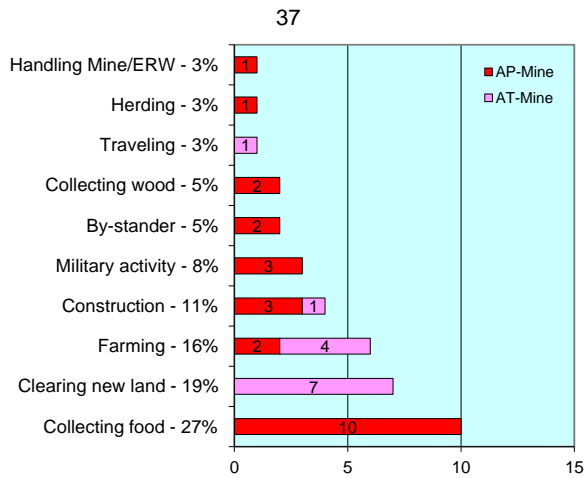
Jan2023 - Sep2024

Number of accidents during Reporting Period: 71

Cause of Accident by Total Population Group



Activities - Mines

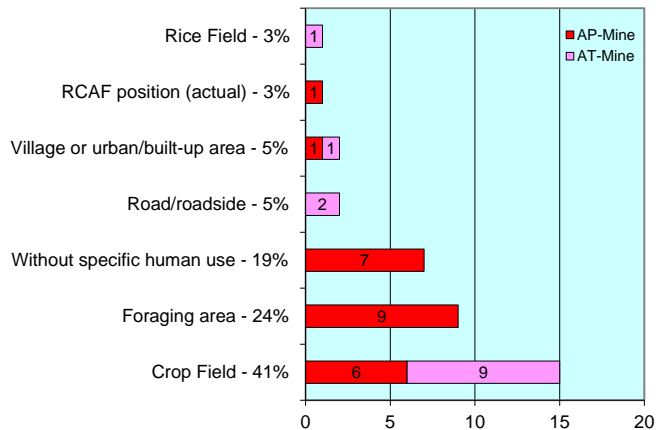


Activities - ERW



Explosive Ordnance Accidents by Terrain Type

Terrain - Mines



Terrain - ERW

