



អង្គការមីន
C.M.A.A

CAMBODIA MINE/ERW VICTIM INFORMATION SYSTEM

**MONTHLY REPORT
ON
EXPLOSIVE ORDNANCE ACCIDENTS
FOR SEPTEMBER 2022**

Background

The Cambodia Mine/ERW Victim Information System (CMVIS) established in 1994 by the Cambodian Red Cross with technical and financial support by Handicap International Belgium and UNICEF to provide systematic collection, analysis, interpretation, and dissemination of information about civilian and military casualties of landmines, unexploded ordnance and other explosive remnants of war in Cambodia.

By the end of 2009, CMVIS was completely handed over from the Cambodian Red Cross to the Cambodian Mine Action and Victim Assistance Authority for full management responsibility.

Explosive Ordnance (EO) Accident and Casualty Information

1- Total Casualties reported from January 1979 to September 2022

For the period of January 1979 to September 2022, a total of **65004** EO casualties were recorded by CMVIS official.

All of the 65004 EO casualties:

- 51166 (79%) were Mine casualties, and 13838 (21%) were ERW casualties.
- 19818 (30%) people killed, 36109 (56%) people injured, and 9077 (14%) people amputated.
- 52649 (81%) casualties were men, 6106 (9%) casualties were boys (age<18), 4793 (8%) casualties were women, 1393 (2%) casualties were girls (age<18), and 63 (0%) casualties were unknowns.

2- Accident Summary from January to September 2022

From January to September 2022, **28 EO** accidents were provisionally recorded. This figure is the similar with 28 EO accidents reported from January to September 2021. Of the 28 EO accidents, 16 were mine accidents and 12 were ERW accidents.

3- Casualty Summary for January to September 2022

From January to September 2022, **40 EO** casualties were provisionally recorded. This figure represents an increase by 18% compared with 34 EO casualties reported from January to September 2021.

All of the 40 EO casualties:

- 18 people were mine casualties, and 22 people were ERW casualties.
- 10 people killed, 23 people injured, and 7 people amputated.
- 27 casualties were men, 12 casualties were boys (age<18) and 1 casualty was a woman.

4- Accident Summary for September 2022

In September 2022, there were zero EO accidents. The figure is a decrease by 100% compared with 1 EO accidents reported in September 2021.

5- Casualty Summary for September 2022

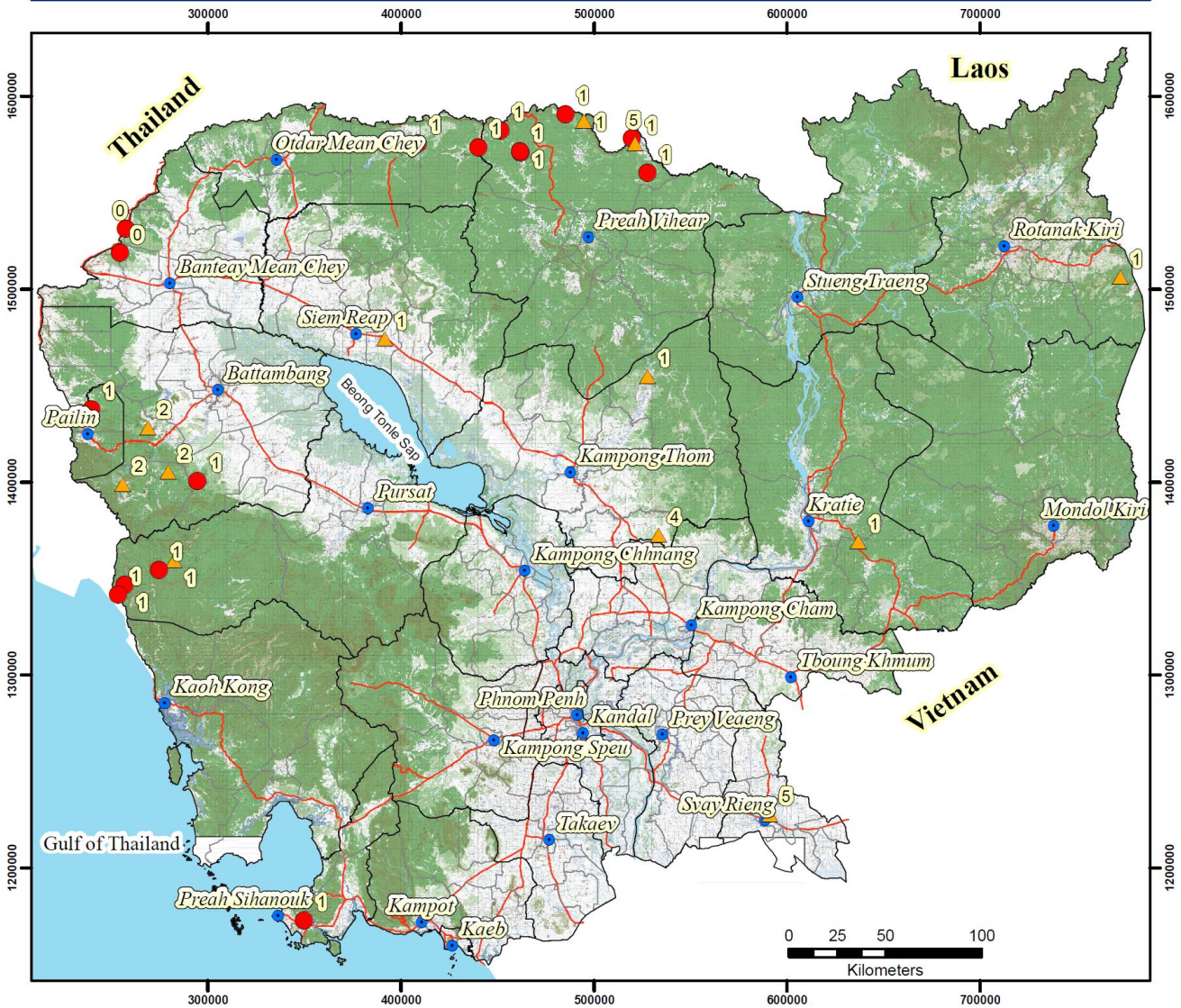
In September 2022, there were zero EO casualties. This figure is a decrease by 100% compared with 1 EO casualties reported in September 2021.

6- Impact of accident area for the period of January 2021 to September 2022 (84 casualties)

- 05 most affected provinces represent **74%** of total casualties.
- 10 most affected districts represent **70%** of total casualties.
- 10 most affected communes represent **44%** of total casualties.

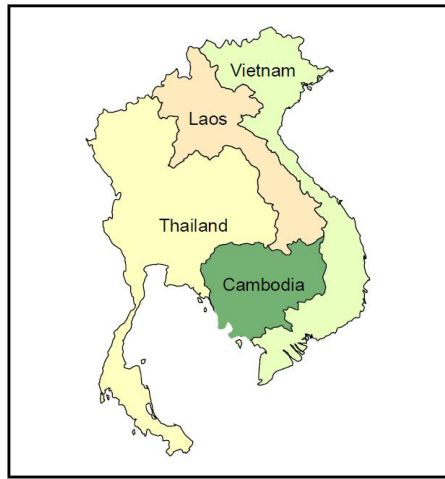

For detailed information, please see on page 6.

Explosive Ordnance Accident location from January to September 2022
Accident: 28 cases, Casualty: 40 people



Legend

- ▲ ERW accident
- Mine accident
- Province Centers
- Province Boundary
- District Boundary
- Water surface
- National Road



Produced by CMVIS, Oct 2022

Further analysis and detailed EO casualty/accident information are available on request, including the production of risk maps and the provision of village-level data. For customised reports more suited to your organisation's needs, contact CMVIS office: ketya@cmaa.gov.kh

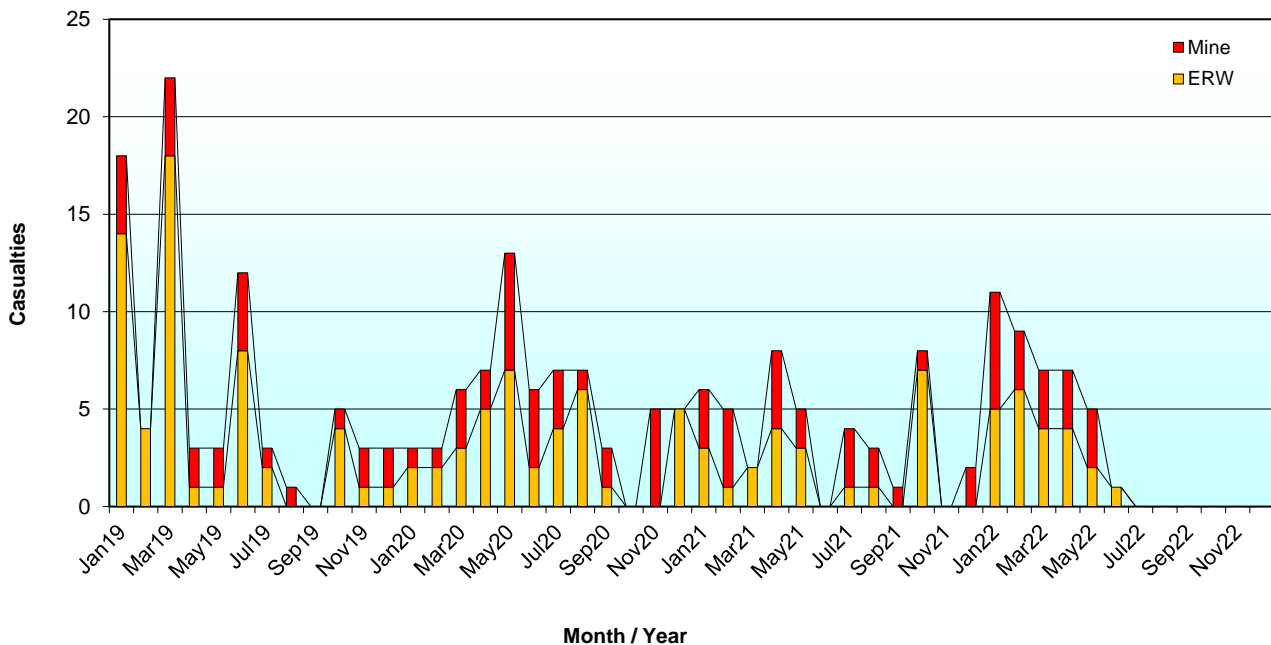
Casualty Trend

Report Explosive Ordnance Casualties for the Period of: January 2019 - September 2022

Year	Casualties by Month												Total
	Jan	Feb	Mar	April	May	Jun	July	Aug	Sept	Oct	Nov	Dec	
2019	18	4	22	3	3	12	3	1	0	5	3	3	77
<i>Running Total 2019</i>	18	22	44	47	50	62	65	66	66	71	74	77	
2020	3	3	6	7	13	6	7	7	3	0	5	5	65
<i>Running Total 2020</i>	3	6	12	19	32	38	45	52	55	55	60	65	
% change 2019 to 2020	-83	-73	-73	-60	-36	-39	-31	-21	-17	-23	-19	-16	
2021	6	5	2	8	5	0	4	3	1	8	0	2	44
monthly change +/- from 2020	3	2	-4	1	-8	-6	-3	-4	-2	8	-5	-3	
monthly change % from 2020	100	67	-67	14	-62	-100	-43	-57	-67	100	-100	-60	
<i>Running Total 2021</i>	6	11	13	21	26	26	30	33	34	42	42	44	
% change 2020 to 2021	100	83	8	11	-19	-32	-33	-37	-38	-24	-30	-32	
2022	11	9	7	7	5	1	0	0	0				40
monthly change +/- from 2021	5	4	5	-1	0	1	-4	-3	-1				
monthly change % from 2021	83	80	250	-13	0	100	-100	-100	-100				
<i>Running Total 2022</i>	11	20	27	34	39	40	40	40	40				
% change 2021 to 2022	83	82	108	62	50	54	33	21	18				

Note: Casualty figures for prior months are continually updated and verified as a part of the on-going data collection process.

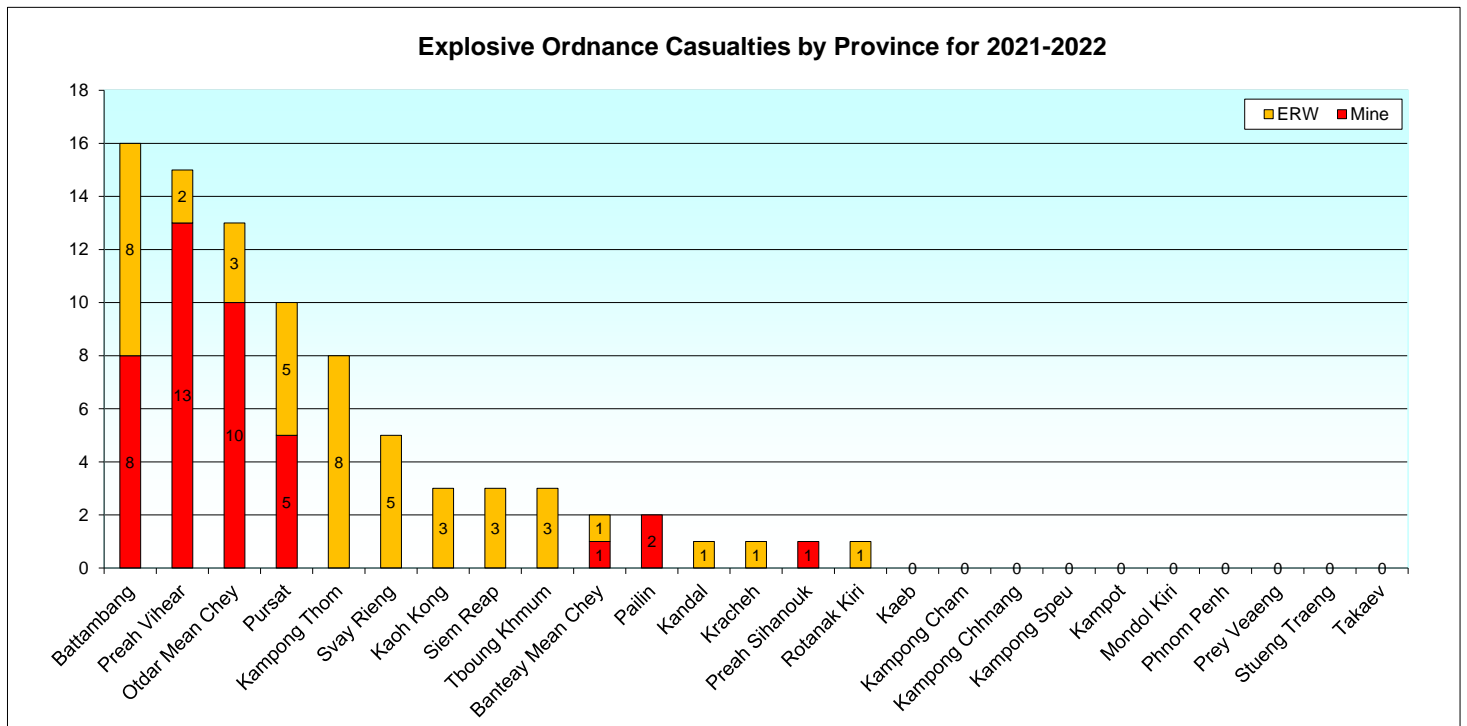
Chart Explosive Ordnance Casualties for the Period of: January 2019 - September 2022



Monthly Explosive Ordnance Accident Casualties: Jan 2021 - Sep 2022

Provinces ranked by Total Explosive Ordnance Casualties for 2021 - 2022

Province	2021												2022												Total 2021-2022	Cum. Total	% of Total	Cum. %		
	Jan-21	Feb-21	Mar-21	Apr-21	May-21	Jun-21	Jul-21	Aug-21	Sep-21	Oct-21	Nov-21	Dec-21	Jan-22	Feb-22	Mar-22	Apr-22	May-22	Jun-22	Jul-22	Aug-22	Sep-22	Oct-22	Nov-22	Dec-22						
Battambang	2	0	1	1	2	0	0	2	1	0	0	0	9	2	0	3	0	2	0	0	0	0	0	0	7	16	16	19	19	
Preah Vihear	0	0	0	0	0	0	2	0	0	0	0	0	1	3	6	0	2	2	2	0	0	0	0	0	0	12	15	31	17.9	37
Otdar Mean Chey	1	3	1	3	0	0	1	0	0	1	0	1	11	0	0	1	1	0	0	0	0	0	0	0	2	13	44	15.5	52	
Pursat	2	0	0	0	2	0	1	0	0	1	0	0	6	1	3	0	0	0	0	0	0	0	0	0	4	10	54	11.9	64	
Kampong Thom	0	0	0	0	0	0	0	0	0	3	0	0	3	1	0	0	4	0	0	0	0	0	0	0	5	8	62	9.5	74	
Svay Rieng	0	0	0	0	0	0	0	0	0	0	0	0	0	0	5	0	0	0	0	0	0	0	0	0	5	5	67	6	80	
Kaoh Kong	0	0	0	0	0	0	0	0	0	3	0	0	3	0	0	0	0	0	0	0	0	0	0	0	0	3	70	3.6	83	
Tboung Khmum	0	0	0	3	0	0	0	0	0	0	0	0	3	0	0	0	0	0	0	0	0	0	0	0	0	3	73	3.6	87	
Siem Reap	1	1	0	0	0	0	0	0	0	0	0	0	2	0	0	0	0	0	1	0	0	0	0	0	1	3	76	3.6	90	
Banteay Mean Chey	0	1	0	0	0	0	0	1	0	0	0	0	2	0	0	0	0	0	0	0	0	0	0	0	0	2	78	2.4	93	
Pailin	0	0	0	1	0	0	0	0	0	0	0	0	1	0	0	0	0	1	0	0	0	0	0	0	1	2	80	2.4	95	
Preah Sihanouk	0	0	0	0	0	0	0	0	0	0	0	0	0	0	1	0	0	0	0	0	0	0	0	0	1	1	81	1.2	96	
Kandal	0	0	0	0	1	0	0	0	0	0	0	0	1	0	0	0	0	0	0	0	0	0	0	0	0	1	82	1.2	98	
Kracheh	0	0	0	0	0	0	0	0	0	0	0	0	0	0	0	1	0	0	0	0	0	0	0	0	1	1	83	1.2	99	
Rotanak Kiri	0	0	0	0	0	0	0	0	0	0	0	0	0	1	0	0	0	0	0	0	0	0	0	0	1	1	84	1.2	100	
Kampong Chhnang	0	0	0	0	0	0	0	0	0	0	0	0	0	0	0	0	0	0	0	0	0	0	0	0	0	0	84	0	100	
Kampong Speu	0	0	0	0	0	0	0	0	0	0	0	0	0	0	0	0	0	0	0	0	0	0	0	0	0	0	84	0	100	
Kampong Cham	0	0	0	0	0	0	0	0	0	0	0	0	0	0	0	0	0	0	0	0	0	0	0	0	0	0	84	0	100	
Kampot	0	0	0	0	0	0	0	0	0	0	0	0	0	0	0	0	0	0	0	0	0	0	0	0	0	0	84	0	100	
Mondol Kiri	0	0	0	0	0	0	0	0	0	0	0	0	0	0	0	0	0	0	0	0	0	0	0	0	0	0	84	0	100	
Prey Veaeang	0	0	0	0	0	0	0	0	0	0	0	0	0	0	0	0	0	0	0	0	0	0	0	0	0	0	84	0	100	
Stueng Traeng	0	0	0	0	0	0	0	0	0	0	0	0	0	0	0	0	0	0	0	0	0	0	0	0	0	0	84	0	100	
Takaev	0	0	0	0	0	0	0	0	0	0	0	0	0	0	0	0	0	0	0	0	0	0	0	0	0	0	84	0	100	
Kaeb	0	0	0	0	0	0	0	0	0	0	0	0	0	0	0	0	0	0	0	0	0	0	0	0	0	0	84	0	100	
Phnom Penh	0	0	0	0	0	0	0	0	0	0	0	0	0	0	0	0	0	0	0	0	0	0	0	0	0	0	84	0	100	
TOTAL	6	5	2	8	5	0	4	3	1	8	0	2	44	11	9	7	7	5	1	0	0	0	0	0	40	84				



5 Most Affected Provinces for Explosive Ordnance Casualties

Ranked by Total Casualties

Jan 2021 - Sep 2022

Rank	Province	Mine Casualties	ERW Casualties	Total Casualties	Cumulative Total
1	Battambang	8	8	16	16
2	Preah Vihear	13	2	15	31
3	Otdar Mean Chey	10	3	13	44
4	Pursat	5	5	10	54
5	Kampong Thom	0	8	8	62

10 Most Affected Districts for Explosive Ordnance Casualties

Ranked by Total Casualties

Jan 2021 - Sep 2022

Rank	District	Province	Mine Casualties	ERW Casualties	Total Casualties	Cumulative Total
1	Choam Khsant	Preah Vihear	13	2	15	15
2	Anlong Veang	Otdar Mean Chey	7	1	8	23
3	Veal Veang	Pursat	5	3	8	31
4	Samlout	Battambang	3	4	7	38
5	Svay Rieng	Svay Rieng	0	5	5	43
6	Baray	Kampong Thom	0	4	4	47
7	Prasat Balangk	Kampong Thom	0	3	3	50
8	Botum Sakor	Kaoh Kong	0	3	3	53
9	Dambae	Tboung Khmum	0	3	3	56
10	Trapeang Prasat	Otdar Mean Chey	2	1	3	59

10 Most Affected Communes for Explosive Ordnance Casualties

Ranked by Total Casualties

Jan 2021 - Sep 2022

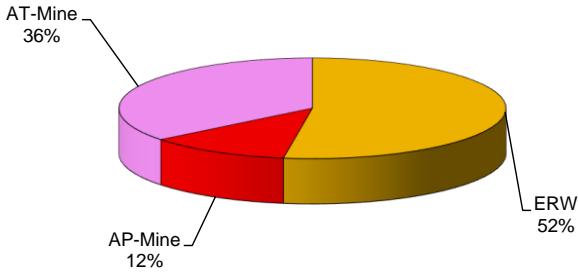
Rank	Commune	District	Province	Mine Casualties	ERW Casualties	Total Casualties	Cum. Total
1	Morokot	Choam Khsant	Preah Vihear	6	1	7	7
2	Sangkhoar	Svay Rieng	Svay Rieng	0	5	5	12
3	Kokir Thum	Baray	Kampong Thom	0	4	4	16
4	Thma Da	Veal Veang	Pursat	4	0	4	20
5	Sala Visai	Prasat Balangk	Kampong Thom	0	3	3	23
6	Andoung Tuek	Botum Sakor	Kaoh Kong	0	3	3	26
7	Choam Ksant	Choam Khsant	Preah Vihear	2	1	3	29
8	Sror Aem	Choam Khsant	Preah Vihear	3	0	3	32
9	Trapeang Pring	Dambae	Tboung Khmum	0	3	3	35
10	Anlong Reab	Veal Veang	Pursat	1	1	2	37

OVERVIEW OF EXPLOSIVE ORDNANCE ACCIDENTS

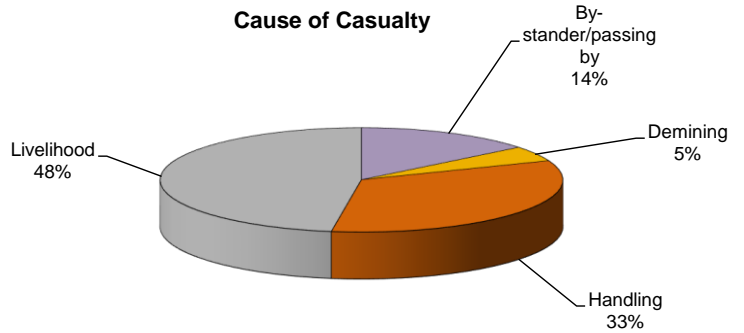
Jan 2021 - Sep 2022

Total Number of Casualties during Reporting Period: 84

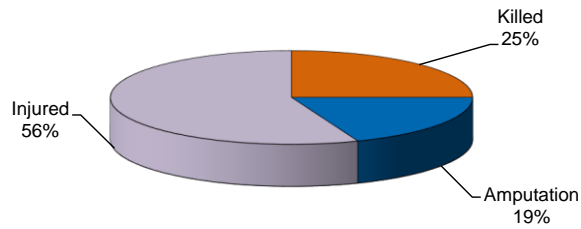
Explosive Ordnance Distribution



Cause of Casualty

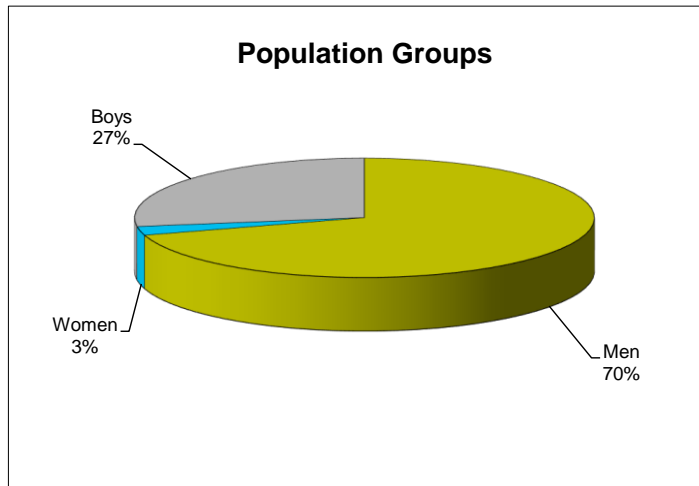


Casualty Types

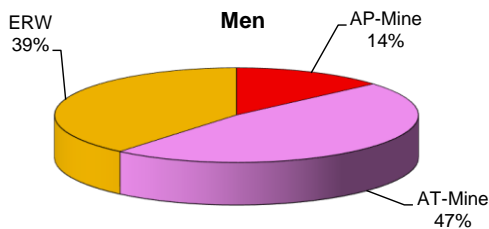


EXPLOSIVE ORDNANCE ACCIDENT OVERVIEW

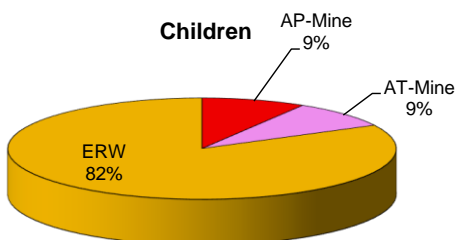
Population Groups



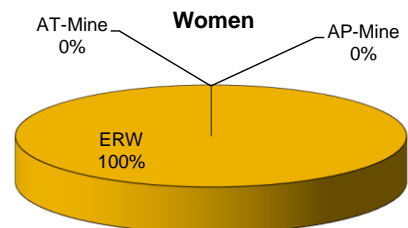
Men



Children



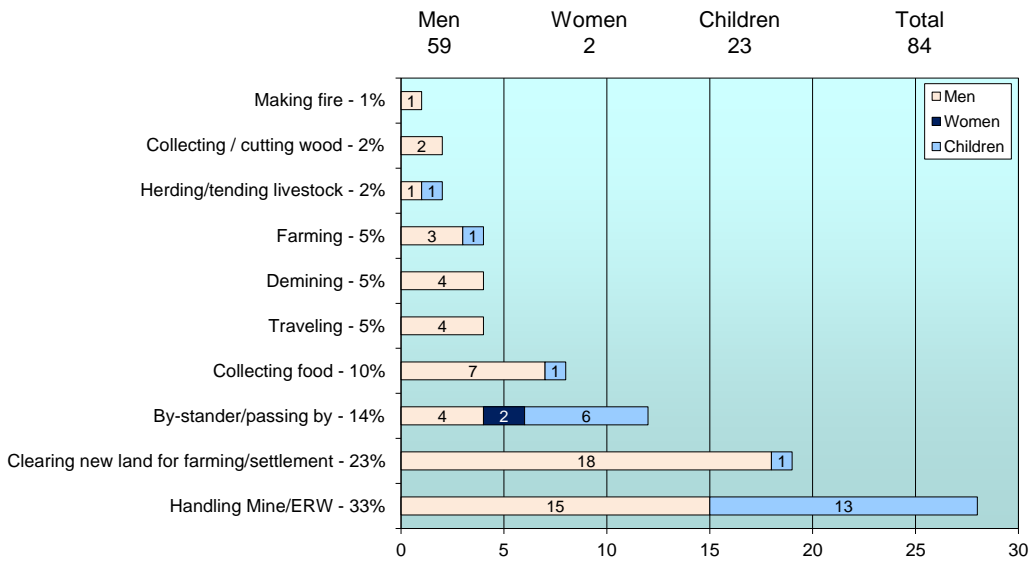
Women



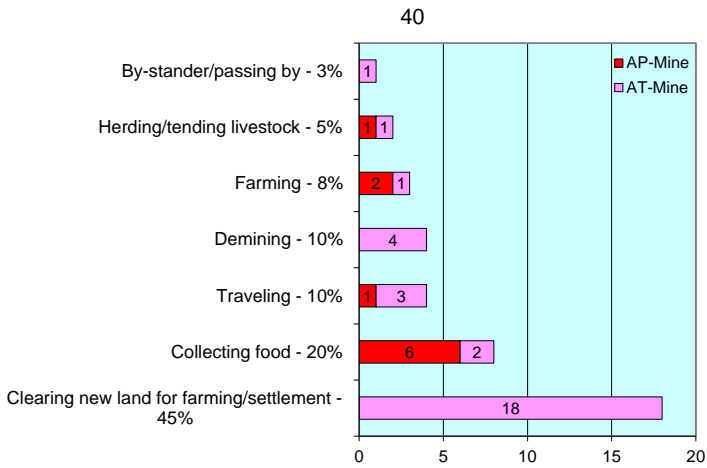
Jan 2021 - Sep 2022

Number of accidents during Reporting Period: **84**

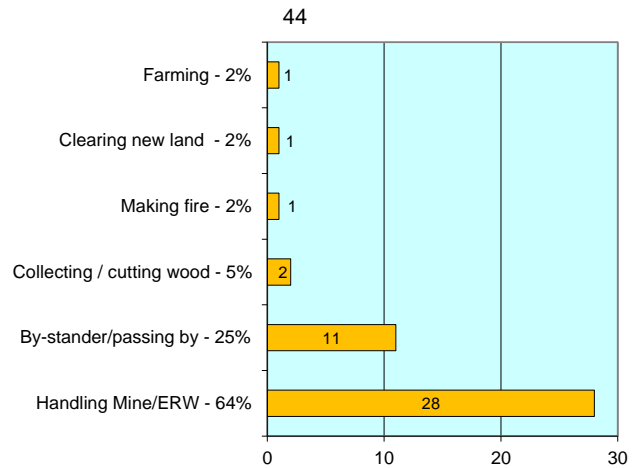
Cause of Accident by Total Population Group



Activities - Mines

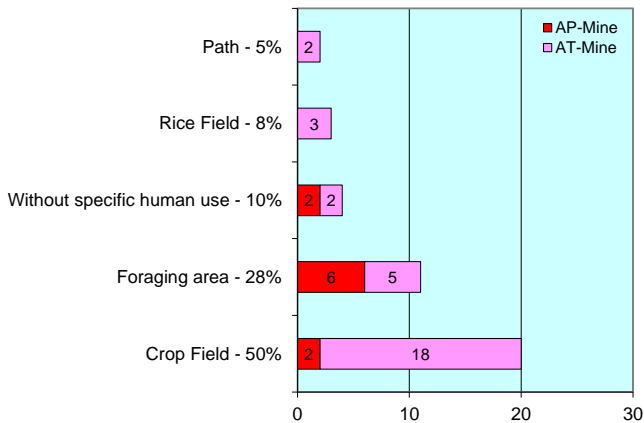


Activities - ERW



Explosive Ordnance Accidents by Terrain Type

Terrain - Mines



Terrain - ERW

