



អង្គការមីន

C.M.A.A

CAMBODIA MINE/ERW VICTIM INFORMATION SYSTEM

**MONTHLY REPORT
FOR
MARCH 2021**

Background

The Cambodia Mine/ERW Victim Information System (CMVIS) established in 1994 by the Cambodian Red Cross with technical and financial supported by Handicap International Belgium and UNICEF to provide systematic collection, analysis, interpretation and dissemination of information about civilian and military casualties of landmines, unexploded ordnance and other explosive remnants of war in Cambodia.

By the end of 2009, CMVIS was completely handed over from the Cambodian Red Cross to the Cambodian Mine Action and Victim Assistance Authority (CMAA) for full management responsibility.

Explosive Ordnance (EO) Accident and Casualty Information

1- Total Casualties reported from January 1979 to March 2021

For the period of January 1979 to March 2021, a total of **64933** EO casualties were recorded by CMVIS data gatherers.

All of the 64933 EO casualties:

- 51133 (79%) were Mine casualties, and 13800 (21%) were ERW casualties.
- 36068 (56%) people injured, 19799 (30%) people killed, and 9066 (14%) people amputated.
- 52602 (81%) casualties were men, 6084 (9%) casualties were boys (age<18), 4791 (8%) casualties were women, 1393 (2%) casualties were girls (age<18), and 63 (0%) casualties were unknowns.

2- Accident Summary from January to March 2021

From January to March 2021, 12 EO accidents were provisionally recorded. This figure represents an increase of 9% compared with 11 EO accidents reported the same periods in 2020. Of the 12 EO accidents, 6 (50%) were mine accidents and 6 (50%) were ERW accidents.

3- Casualty Summary for January to March 2021

From January to March 2021, 13 EO casualties were provisionally recorded. This figure represents an increase of 8% compared with 12 EO casualties reported from January to March 2020.

All of the 13 EO casualties:

- 7 (54%) were mine casualties, and 6 (46%) were ERW casualties.
- 2 (15%) people killed, 6 (46%) people injured, and 5 (38%) people amputated.
- 12 (92%) casualties were men, and 1 (8%) casualty was a boy (age<18).

4- Accident Summary for March 2021

In March 2021, 2 EO accidents were provisionally recorded in Otdar Mean Chey, and Battambang provinces (CMVIS data gatherers collected information about accidents primarily through interviews with local authorities, Mine action agencies, relatives, families of casualties, or casualty's them-selves). The figure for March 2021 is decreased 60% compare with 5 EO accidents reported in March 2020. Of the 2 EO accidents were ERW accidents.

- **Type of explosive ordnance**

Number of incidents caused by EO



- **Information about accident area for March 2021**

- 2 (100%) accidents by ERW occurred in the villages.

5- Casualty Summary for March 2021

In March 2021, **2 EO casualties** were provisionally recorded. This figure for March 2021 is decreased 67% compare with 6 casualties in March 2020.

Of the 2 casualties:

- 2 (100%) were ERW casualties.
- 1 (50%) people killed, and 1 (50%) people amputated.
- 2 (100%) casualties were men.

Activity at the time of accident

In March 2021, 2 casualties were killed/injured by EO accidents, while they were Handling Mine/ERW activities accounted for 2 (100%) casualties.

6- Impact of accident area for the period of January 2020 to March 2021 (78 casualties)

- 05 most affected provinces represent for **79%** of total casualties.
- 10 most affected districts represent for **74%** of total casualties.
- 10 most affected communes represent for **60%** of total casualties.

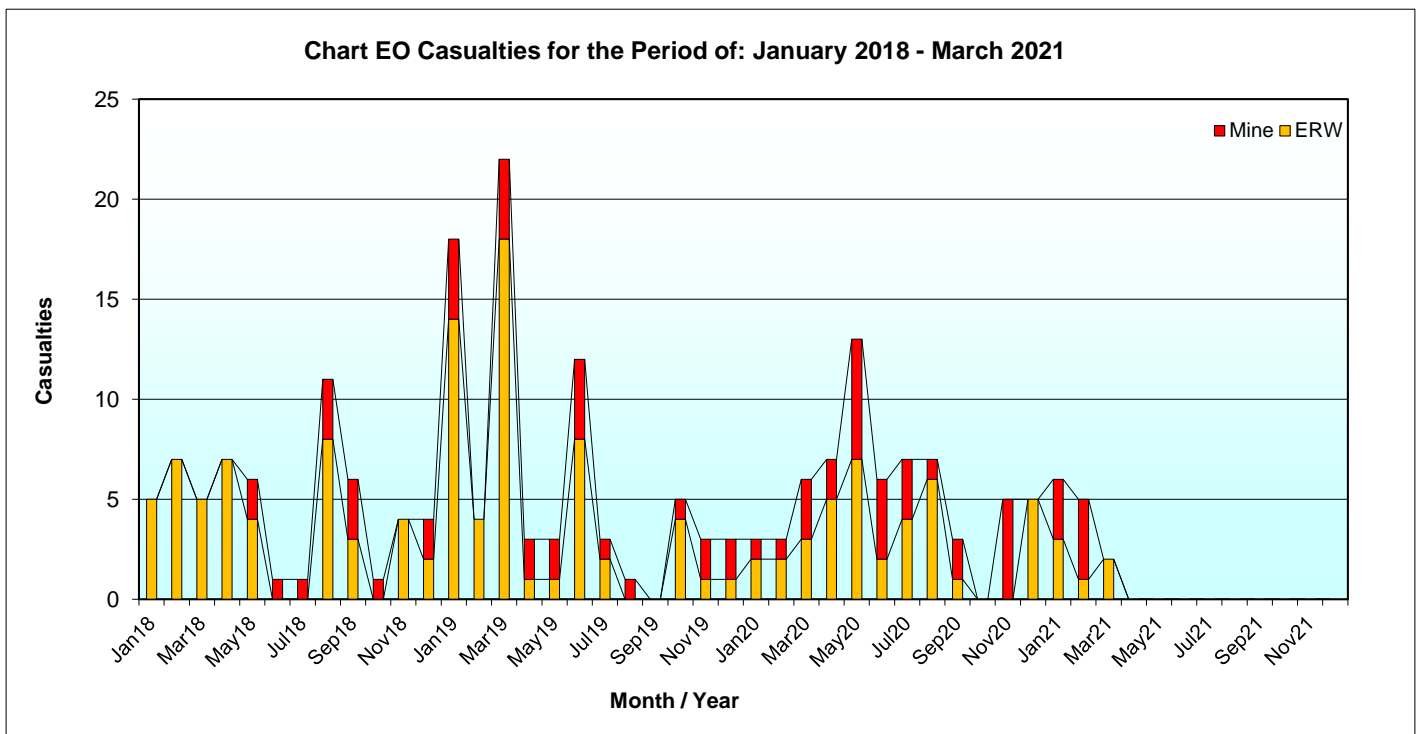
For detailed information, please see on page 7.

Casualty Trend

Report EO Casualties for the Period of: January 2018 - March 2021

Year	Casualties by Month												Total
	Jan	Feb	Mar	April	May	Jun	July	Aug	Sept	Oct	Nov	Dec	
2018	5	7	5	7	6	1	1	11	6	1	4	4	58
<i>Running Total 2018</i>	5	12	17	24	30	31	32	43	49	50	54	58	
2019	18	4	22	3	3	12	3	1	0	5	3	3	77
<i>Running Total 2019</i>	18	22	44	47	50	62	65	66	66	71	74	77	
% change 2018 to 2019	260	83	159	96	67	100	103	54	35	42	37	33	
2020	3	3	6	7	13	6	7	7	3	0	5	5	65
monthly change +/- from 2019	-15	-1	-16	4	10	-6	4	6	3	-5	2	2	
monthly change % from 2019	-83	-25	-73	133	333	-50	133	600	100	-100	67	67	
<i>Running Total 2020</i>	3	6	12	19	32	38	45	52	55	55	60	65	
% change 2019 to 2020	-83	-73	-73	-60	-36	-39	-31	-21	-17	-23	-19	-16	
2021	6	5	2										13
monthly change +/- from 2020	3	2	-4										
monthly change % from 2020	100	67	-67										
<i>Running Total 2021</i>	6	11	13										
% change 2020 to 2021	100	83	8										

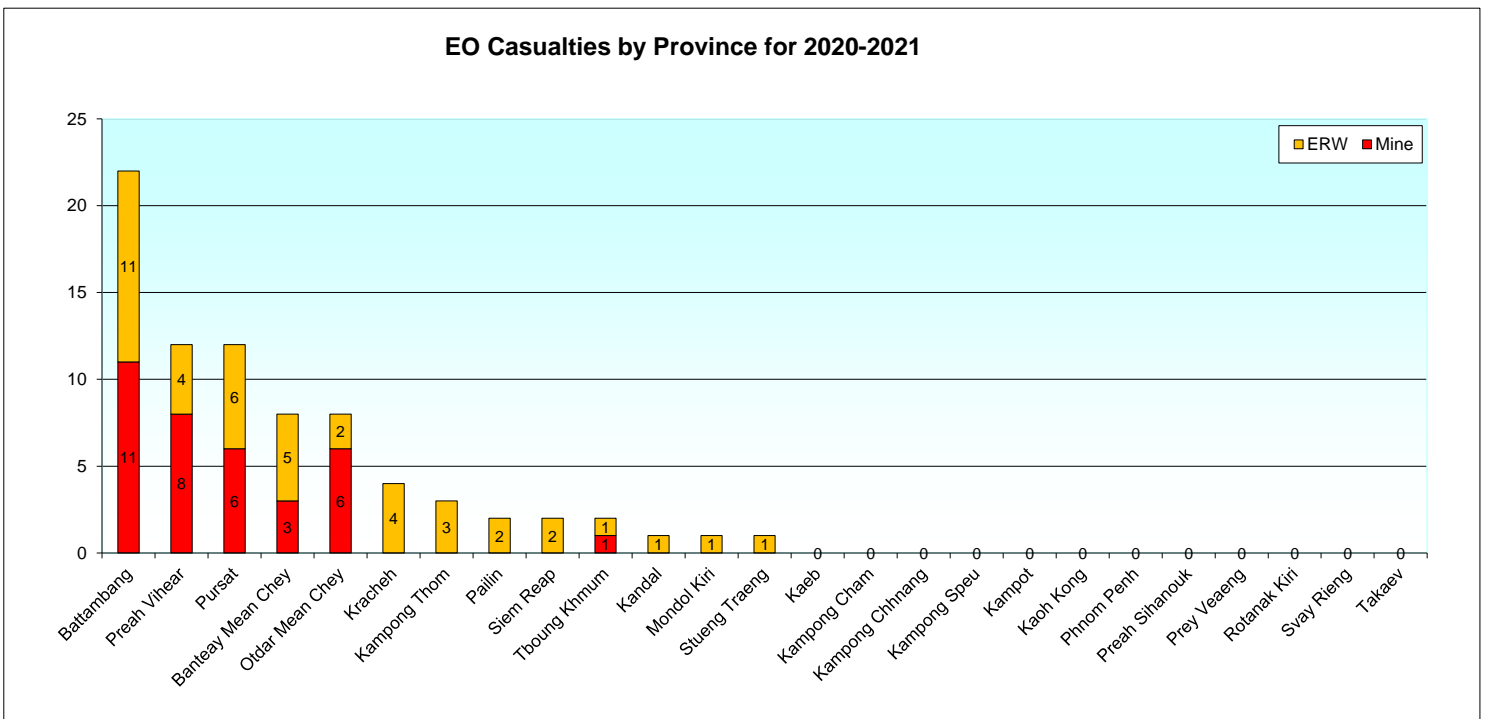
Note: Casualty figures for prior months are continually updated and verified as a part of the on-going data collection process.



Monthly EO Casualties: Jan2020 - Mar2021

Provinces ranked by Total EO Casualties for 2020 - 2021

Province	2020												2021												Total 2020-2021	Cum. Total	% of Total	Cum. %			
	Jan-20	Feb-20	Mar-20	Apr-20	May-20	Jun-20	Jul-20	Aug-20	Sep-20	Oct-20	Nov-20	Dec-20	Jan-21	Feb-21	Mar-21	Apr-21	May-21	Jun-21	Jul-21	Aug-21	Sep-21	Oct-21	Nov-21	Dec-21							
Battambang	2	0	2	2	6	3	1	0	0	0	0	3	19	2	0	1	0	0	0	0	0	0	0	0	3	22	22	28	28		
Pursat	0	0	1	0	2	0	1	6	0	0	0	0	10	2	0	0	0	0	0	0	0	0	0	0	2	12	34	15	44		
Preah Vihear	0	1	0	0	1	0	4	0	2	0	4	0	12	0	0	0	0	0	0	0	0	0	0	0	0	12	46	15	59		
Otdar Mean Chey	0	0	0	0	1	0	0	1	0	0	1	0	3	1	3	1	0	0	0	0	0	0	0	0	5	8	54	10	69		
Banteay Mean Chey	0	0	0	4	0	1	1	0	1	0	0	0	7	0	1	0	0	0	0	0	0	0	0	0	1	8	62	10	79		
Kracheh	0	0	1	0	0	1	0	0	0	0	0	2	4	0	0	0	0	0	0	0	0	0	0	0	0	4	66	5	85		
Kampong Thom	0	1	2	0	0	0	0	0	0	0	0	0	3	0	0	0	0	0	0	0	0	0	0	0	0	3	69	4	88		
Tboung Khmum	1	0	0	1	0	0	0	0	0	0	0	0	2	0	0	0	0	0	0	0	0	0	0	0	0	2	71	3	91		
Siem Reap	0	0	0	0	0	0	0	0	0	0	0	0	0	1	1	0	0	0	0	0	0	0	0	0	2	2	73	3	94		
Pailin	0	0	0	0	2	0	0	0	0	0	0	0	2	0	0	0	0	0	0	0	0	0	0	0	0	2	75	3	96		
Kandal	0	0	0	0	0	1	0	0	0	0	0	0	1	0	0	0	0	0	0	0	0	0	0	0	0	1	76	1	97		
Stueng Traeng	0	1	0	0	0	0	0	0	0	0	0	0	1	0	0	0	0	0	0	0	0	0	0	0	0	1	77	1	99		
Mondol Kiri	0	0	0	0	1	0	0	0	0	0	0	0	1	0	0	0	0	0	0	0	0	0	0	0	0	1	78	1	100		
Kampong Chhnang	0	0	0	0	0	0	0	0	0	0	0	0	0	0	0	0	0	0	0	0	0	0	0	0	0	0	78	0	100		
Kampot	0	0	0	0	0	0	0	0	0	0	0	0	0	0	0	0	0	0	0	0	0	0	0	0	0	0	78	0	100		
Kampong Cham	0	0	0	0	0	0	0	0	0	0	0	0	0	0	0	0	0	0	0	0	0	0	0	0	0	0	78	0	100		
Kampong Speu	0	0	0	0	0	0	0	0	0	0	0	0	0	0	0	0	0	0	0	0	0	0	0	0	0	0	78	0	100		
Kaoh Kong	0	0	0	0	0	0	0	0	0	0	0	0	0	0	0	0	0	0	0	0	0	0	0	0	0	0	78	0	100		
Prey Veaeang	0	0	0	0	0	0	0	0	0	0	0	0	0	0	0	0	0	0	0	0	0	0	0	0	0	0	78	0	100		
Rotanak Kiri	0	0	0	0	0	0	0	0	0	0	0	0	0	0	0	0	0	0	0	0	0	0	0	0	0	0	78	0	100		
Preah Sihanouk	0	0	0	0	0	0	0	0	0	0	0	0	0	0	0	0	0	0	0	0	0	0	0	0	0	0	78	0	100		
Svay Rieng	0	0	0	0	0	0	0	0	0	0	0	0	0	0	0	0	0	0	0	0	0	0	0	0	0	0	78	0	100		
Takaev	0	0	0	0	0	0	0	0	0	0	0	0	0	0	0	0	0	0	0	0	0	0	0	0	0	0	78	0	100		
Kaeb	0	0	0	0	0	0	0	0	0	0	0	0	0	0	0	0	0	0	0	0	0	0	0	0	0	0	78	0	100		
Phnom Penh	0	0	0	0	0	0	0	0	0	0	0	0	0	0	0	0	0	0	0	0	0	0	0	0	0	0	78	0	100		
TOTAL	3	3	6	7	13	6	7	7	3	0	5	5	65	6	5	2	0	0	0	0	0	0	0	0	0	0	0	0	0	13	78



5 Most Affected Provinces for EO Casualties

Ranked by Total Casualties

Jan2020 - Mar2021

Rank	Province	Mine Casualties	ERW Casualties	Total Casualties	Cumulative Total
1	Battambang	11	11	22	22
2	Preah Vihear	8	4	12	34
3	Pursat	6	6	12	46
4	Banteay Mean Chey	3	5	8	54
5	Otdar Mean Chey	6	2	8	62

10 Most Affected Districts for EO Casualties

Ranked by Total Casualties

Jan2020 - Mar2021

Rank	District	Province	Mine Casualties	ERW Casualties	Total Casualties	Cumulative Total
1	Samlout	Battambang	5	8	13	13
2	Choam Khsant	Preah Vihear	8	4	12	25
3	Veal Veang	Pursat	6	6	12	37
4	Ou Chrov	Banteay Mean Chey	1	4	5	42
5	Anlong Veang	Otdar Mean Chey	4	1	5	47
6	Koas Krala	Battambang	2	1	3	50
7	Snuol	Kracheh	0	2	2	52
8	Kamrieng	Battambang	0	2	2	54
9	Santuk	Kampong Thom	0	2	2	56
10	Chetr Borei	Kracheh	0	2	2	58

10 Most Affected Communes for EO Casualties

Ranked by Total Casualties

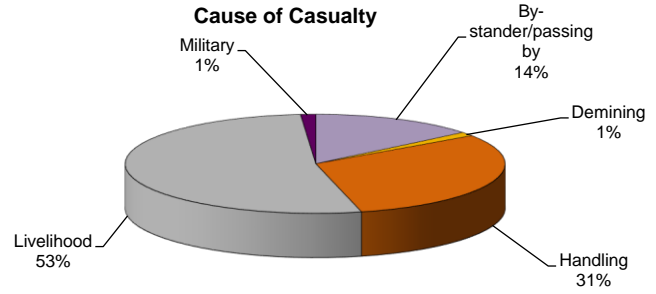
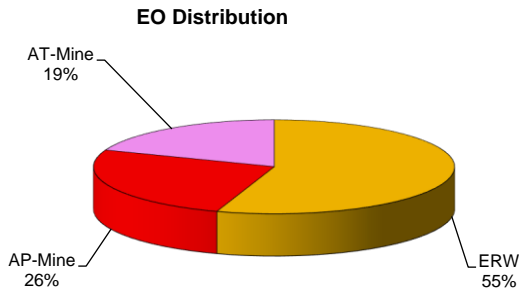
Jan2020 - Mar2021

Rank	Commune	District	Province	Mine Casualties	ERW Casualties	Total Casualties	Cum. Total
1	Thma Da	Veal Veang	Pursat	6	4	10	10
2	Ta Taok	Samlout	Battambang	2	5	7	17
3	Sror Aem	Choam Khsant	Preah Vihear	7	0	7	24
4	Samlout	Samlout	Battambang	3	3	6	30
5	Soengh	Ou Chrov	Banteay Mean Chey	0	4	4	34
6	Kantuot	Choam Khsant	Preah Vihear	0	4	4	38
7	Chhnal Moan	Koas Krala	Battambang	2	1	3	41
8	Kakaoh	Santuk	Kampong Thom	0	2	2	43
9	Anlong Reab	Veal Veang	Pursat	0	2	2	45
10	Kamrieng	Kamrieng	Battambang	0	2	2	47

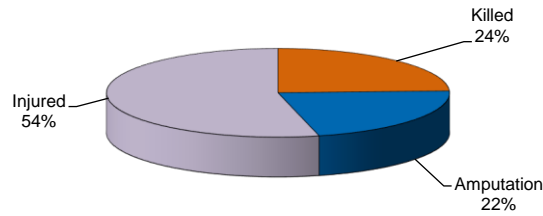
OVERVIEW OF EO ACCIDENTS

Jan2020 - Mar2021

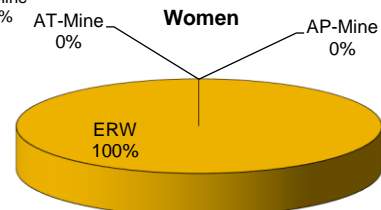
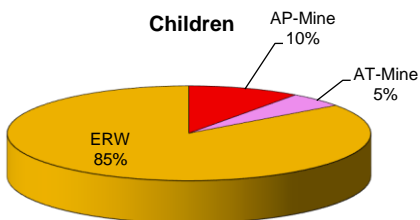
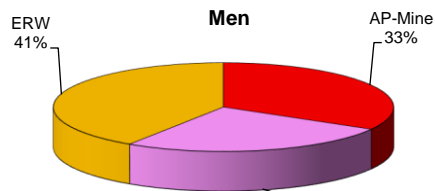
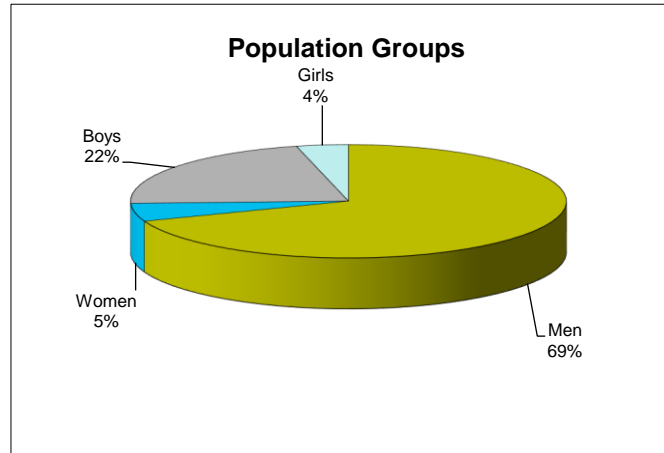
Total Number of Casualties during Reporting Period: 78



Casualty Types



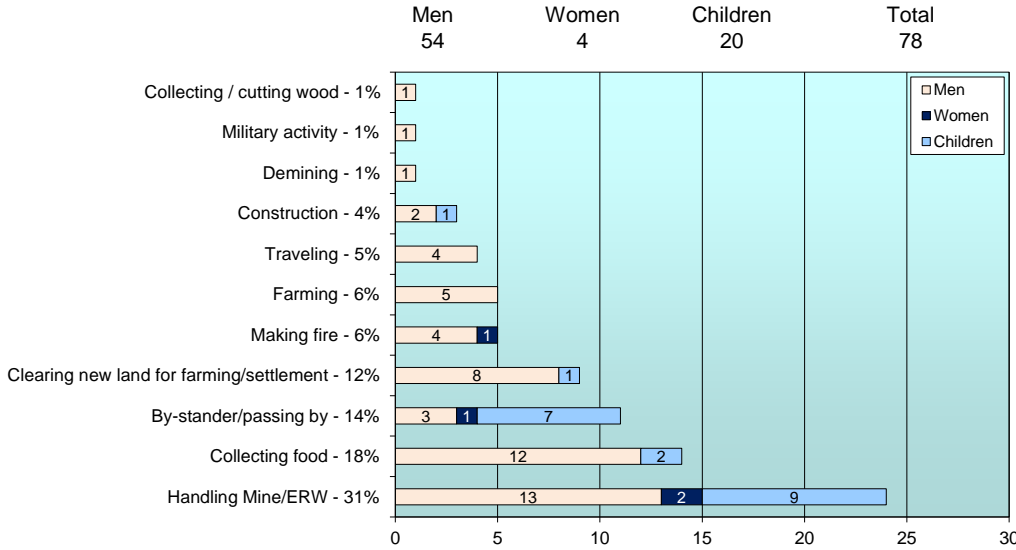
EO ACCIDENT OVERVIEW



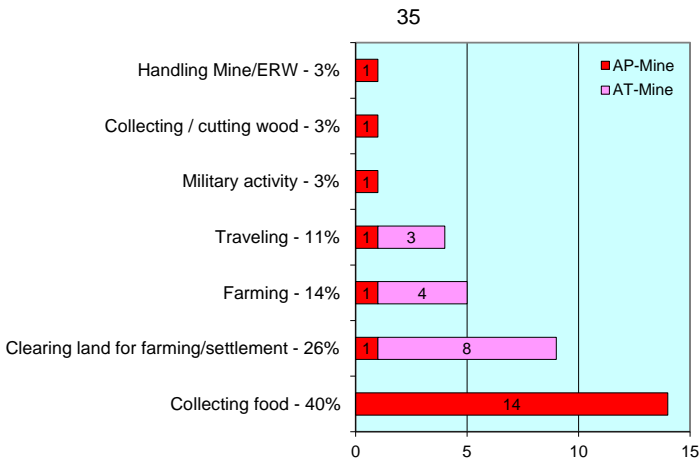
Jan2020 - Mar2021

Number of accidents during Reporting Period: **78**

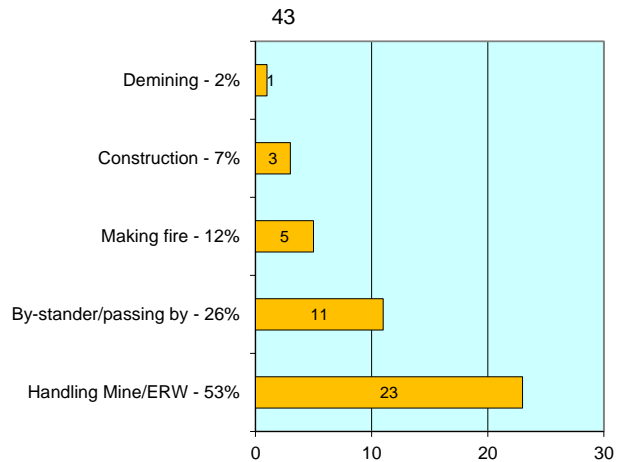
Cause of Accident by Total Population Group



Activities - Mines

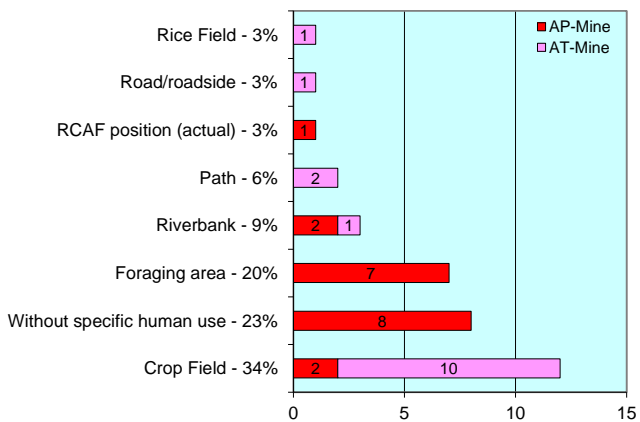


Activities - ERW



EO Accidents by Terrain Type

Terrain - Mines



Terrain - ERW

